

FOR LEASE | HIGH-VISIBILITY RESTAURANT



1052A HARRISON AVENUE CENTRALIA, WA 98531

PROPERTY OVERVIEW

A high-visibility restaurant opportunity with drive-thru potential in Centralia, Washington. Located with direct access at Exit 82 off Interstate 5, this 5,302 square foot standalone building is positioned on a full one-acre parcel. The site provides visibility to a recorded traffic count of more than 50,000 vehicles daily and is situated directly adjacent to the Centralia Outlets, a major regional shopping destination. The property can accommodate drive-thru infrastructure suitable for quick service or fast casual operations. The one-acre footprint allows for abundant on-site parking and clear ingress and egress routes for both residents and Interstate 5 travelers.

BUILDING SIZE: ±5,302 SF

LOT SIZE: ±43,560 SF

LEASE RATE: NEGOTIABLE

CBA# 44216712



Spencer Ingram
COMMERCIAL BROKER
360.701.6439
spenceri@greenecommercial.com

Information provided is from sources deemed reliable but is not guaranteed and is subject to errors, omissions, change of price, or withdrawal without notice. All projections, square footages, and property lines are approximate, provided for illustrative marketing purposes only, and do not constitute a certified appraisal or legal survey (RCW 18.43). Prospective buyers and tenants must independently verify all boundaries, dimensions, and property data with licensed professionals. Greene Commercial assumes no liability for the accuracy of these depictions.



360.528.4167

www.greenecommercial.com



PROPERTY HIGHLIGHTS

- Drive-Thru Ready: Existing lane and infrastructure in place.
- Elite Visibility: Unobstructed sightlines from I-5 and the Harrison Ave/Lum Rd corridor.
- Large Pylon Signage: The property features a large pylon signage with direct visibility from I5.
- High-Traffic Neighbors: Adjacent to national retailers and the Centralia Outlets near new developments, including Centralia Station, which features upcoming anchors like WinCo Foods and Chipotle.



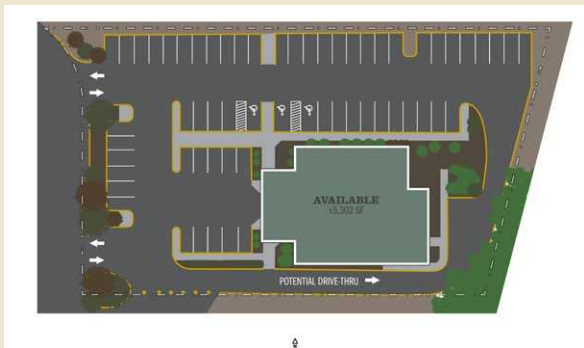
Spencer Ingrim
 COMMERCIAL BROKER
 360.701.6439
 spenceri@greenecommercial.com

BUILDING SIZE: ±5,302 SF

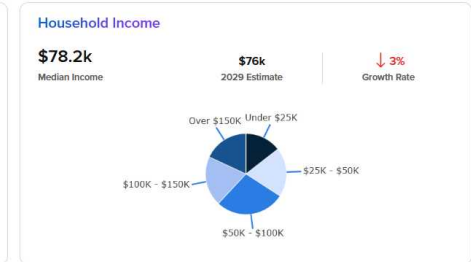
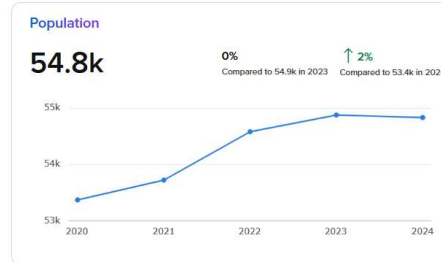
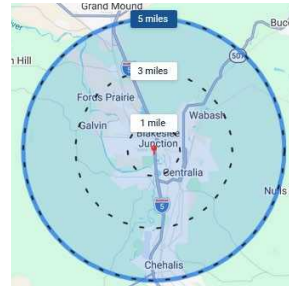
LOT SIZE: ±43,560 SF

LEASE RATE: NEGOTIABLE

CBA# 44216712



DEMOGRAPHIC ANALYSIS (5-MILE)



POPULATION & GROWTH

- The Centralia area supports a steadily growing population of 19,600 residents, reflecting a consistent two to three percent growth trend over the past few years. With a median age of 43, the community maintains a highly utilized housing market. The area currently features a strong housing occupancy ratio of 29 occupied units for every vacant unit. Additionally, the current renter-to-homeowner ratio is one to two, with projections indicating a shift to an even one-to-one split by 2029.

ECONOMIC PROFILE

- A diverse workforce of 16,100 employees drives the local economy. Employment is anchored by strong sectors including management, educational services, retail trade, and construction. The community currently features a median household income of \$61,700. This economic base is poised for significant expansion, with the median household income projected to experience a 22 percent growth rate, reaching an estimated \$75,100 by 2029.



Spencer Ingrim
COMMERCIAL BROKER
360.701.6439
spenceri@greenecommercial.com