



INSULATED &
HEATED



1-MILE
FROM I-5

FOR LEASE: Industrial Warehouse Space

2625 Reinhardt Lane, Lacey, WA 98516

2625 Reinhardt Lane NE Suite G

Available SF	1,500 SF
Door	1 - 12' x 14' Grade Level
Clear Height	14'
Restroom	1
Rate	\$1.10/SF/Mo Blended NNN (\$0.22/SF/Mo)

Clear span, concrete floors, sprinkled,
and fully insulated.



NORTH 1 MILE ON MARVIN ROAD FROM EXIT 111 ON I-5

INDUSTRIAL WAREHOUSE SPACE AT REINHARDT LANE SUITES IN HILL BETTI BUSINESS PARK

AVAILABLE NOW

AVAILABLE FOR LEASE is this light industrial, free-standing warehouse suite, part of Hill Betti Business Park in Lacey, WA.

Located in Lacey's industrial submarket near I-5 Exit 111, and in close proximity to retailers, restaurants and other area services.

CONTACT

VANESSA HERZOG SIOR CCIM
Principal
D (253) 444-3020
C (253) 279-7831
vherzog@lee-associates.com

 **LEE &
ASSOCIATES**
COMMERCIAL REAL ESTATE SERVICES



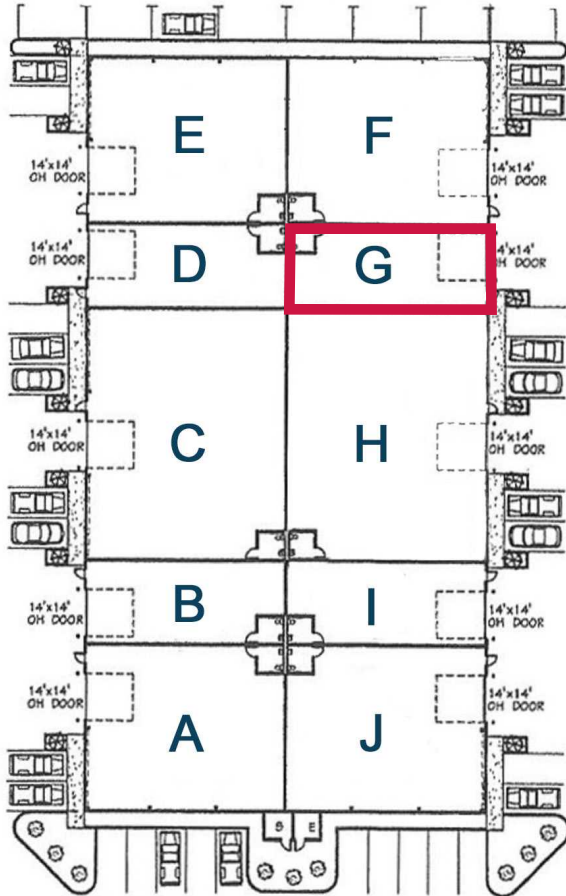
INSULATED &
HEATED



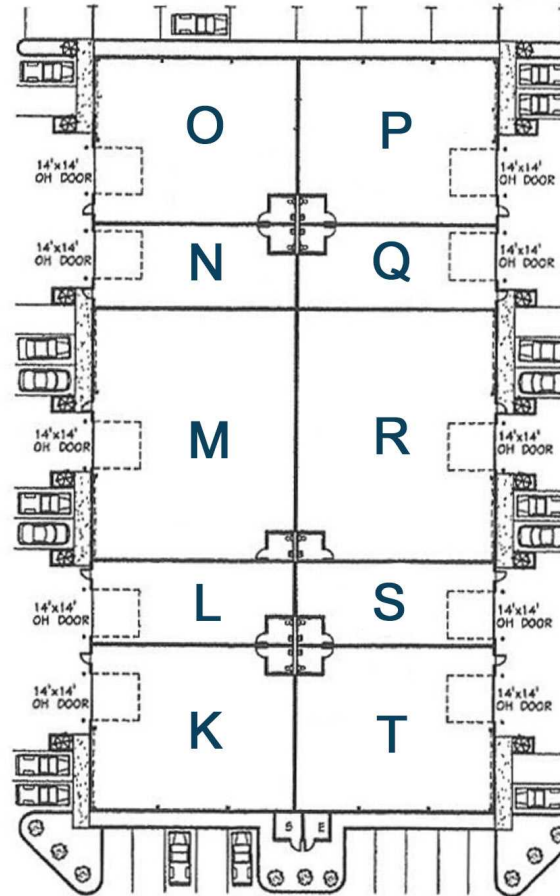
1-MILE
FROM I-5

FOR LEASE: Industrial Warehouse Space

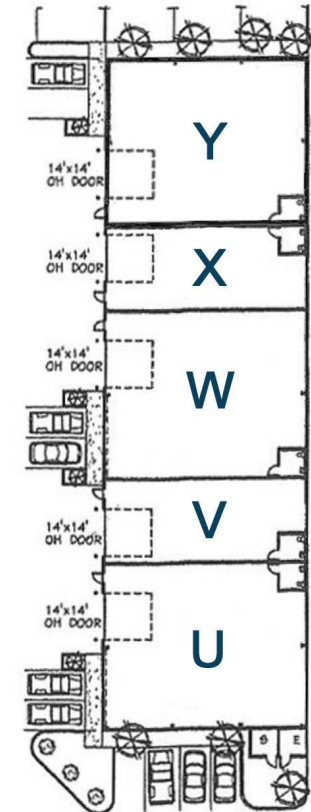
2625 Reinhardt Lane, Lacey, WA 98516



2625 REINHARDT LANE NE



2629 REINHARDT LANE NE



2633 REINHARDT LANE NE

CONTACT

VANESSA HERZOG SIOR CCIM
Principal
D (253) 444-3020
C (253) 279-7831
vherzog@lee-associates.com

 **LEE &
ASSOCIATES**
COMMERCIAL REAL ESTATE SERVICES



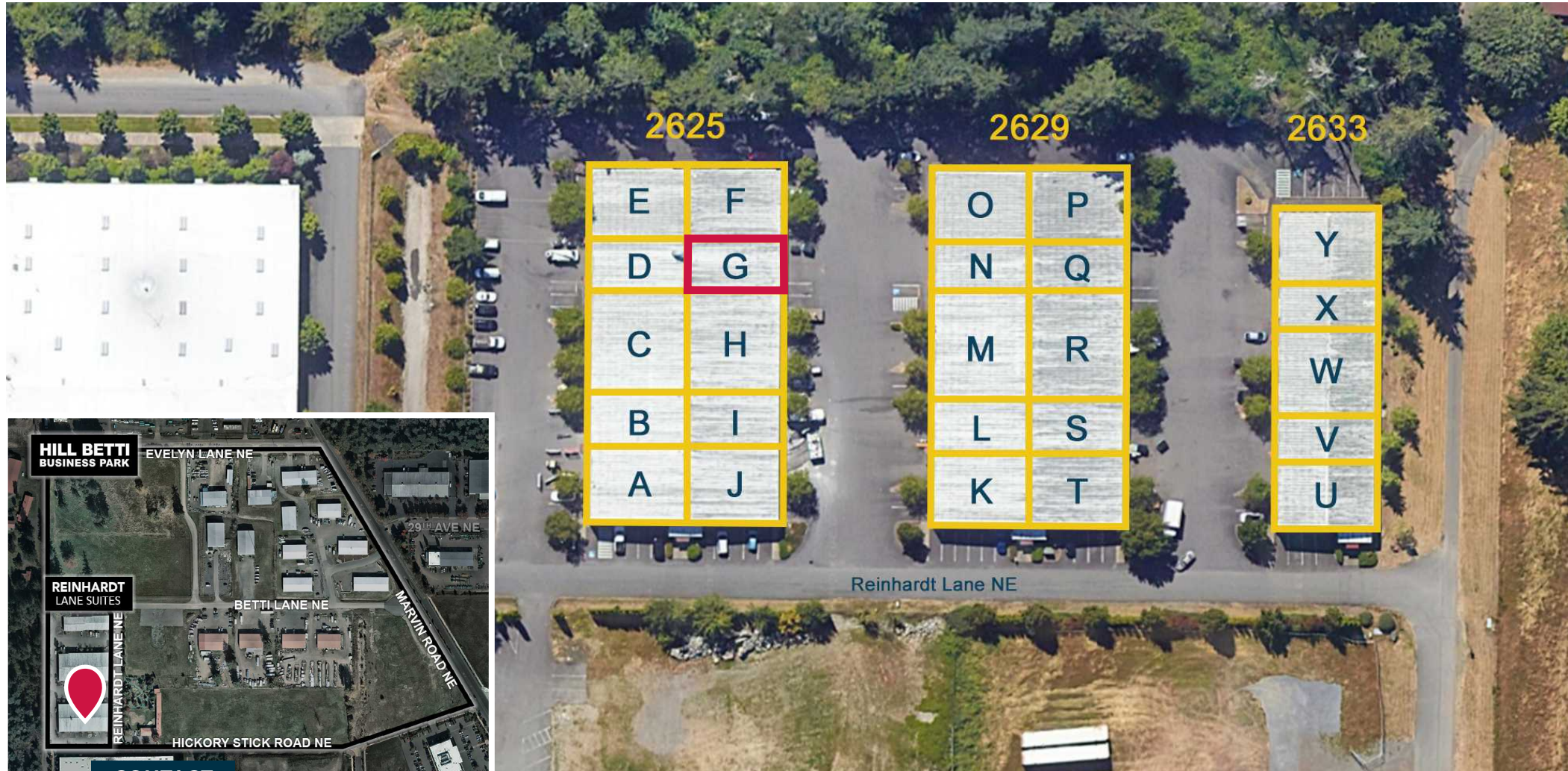
INSULATED &
HEATED



1-MILE
FROM I-5

FOR LEASE: Industrial Warehouse Space

2625 Reinhardt Lane, Lacey, WA 98516



CONTACT

VANESSA HERZOG SIOR CCIM
Principal
D (253) 444-3020
C (253) 279-7831
vherzog@lee-associates.com

 **LEE &
ASSOCIATES**
COMMERCIAL REAL ESTATE SERVICES



INSULATED &
HEATED



1-MILE
FROM I-5

FOR LEASE: Industrial Warehouse Space

2625 Reinhardt Lane, Lacey, WA 98516



CONTACT

VANESSA HERZOG SIOR CCIM
Principal
D (253) 444-3020
C (253) 279-7831
vherzog@lee-associates.com

 **LEE &
ASSOCIATES**
COMMERCIAL REAL ESTATE SERVICES