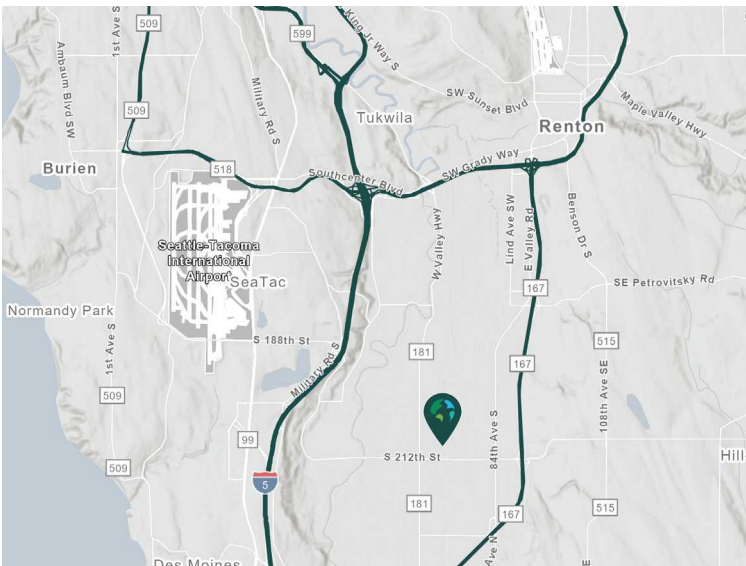


# 50,016 SF

**21108 72nd Avenue South  
Kent, WA 98032**

Prologis Kent 16



- Located in the heart of the Kent Valley with proximity to Seattle, Bellevue and Tacoma.
- Convenient access to the Port of Tacoma, Port of Seattle and SeaTac Airport.

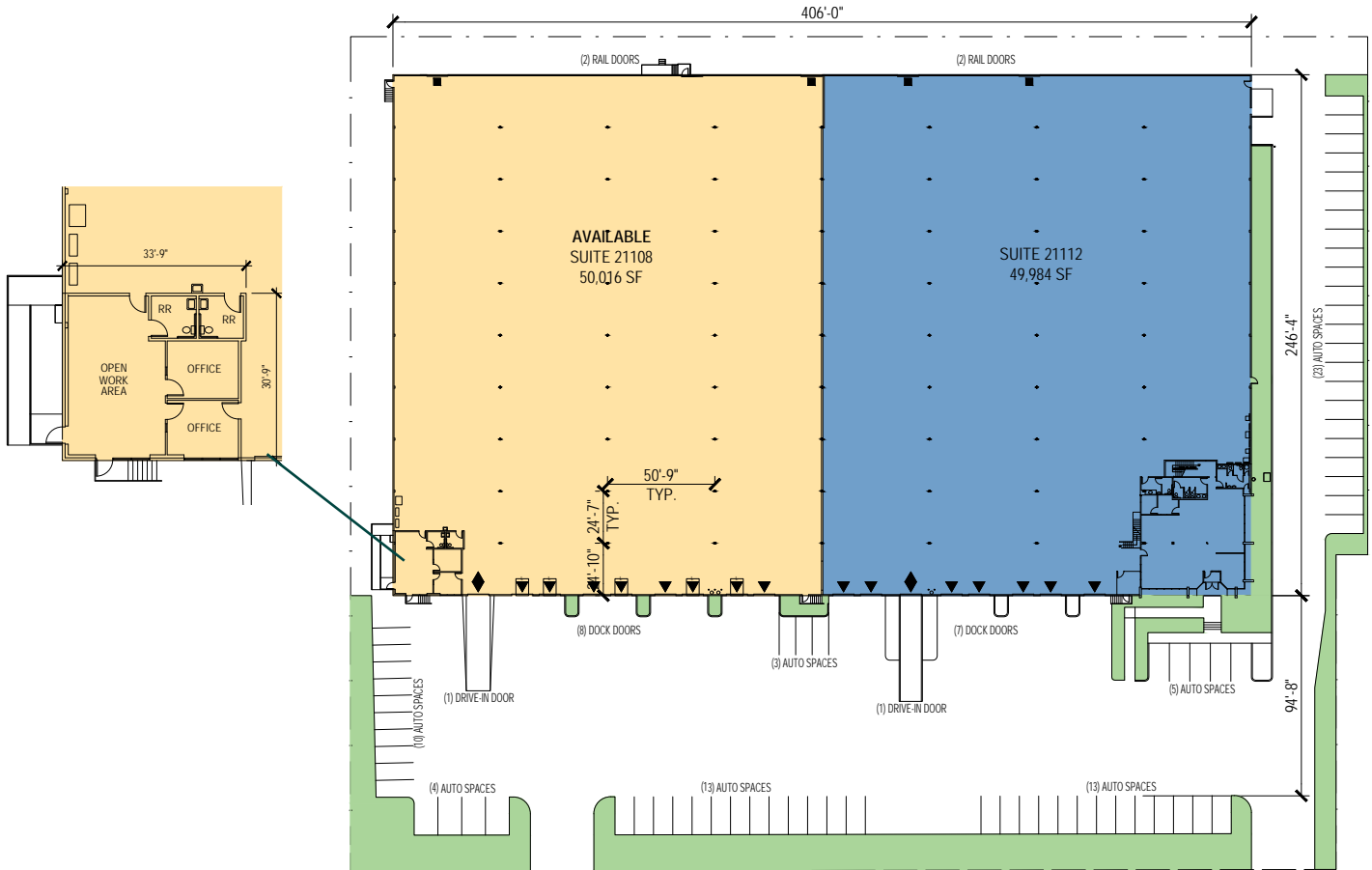
## Property Features

Available Space	50,016 SF
Office SF	1,023 SF*
Clear Height	26'
Column Spacing	±50'-9" X 24'-7"
Dock Doors	8
Drive-in Doors	1
Electrical Service	277/480v amps
Sprinkler	Fully Sprinklered
Lighting	LED Motion Sensor
Available	Now

\*Ability to expand office to 2,462 SF - permits in hand



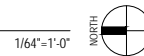
Unlock the full potential of your warehouse with one strategic, single-source partner.



LEGEND:

- ▼ DOCK DOOR  
L = LEVELER
- ◆ DRIVE-IN DOOR
- RAIL DOOR
- AVAILABLE AREA
- LEASED AREA
- LAND

OVERALL PLAN



CBRE, Inc  
Andrew Stark  
andrew.stark@cbre.com  
ph +1 206 442 2746

CBRE, Inc  
Zac Snedeker  
zac.snedeker@cbre.com  
ph +1 206 442 2709

Prologis  
Lucca Merlino  
lmerlino@prologis.com  
ph +1 206 414 7621  
prologis.com