

<http://www.cbreim.com/logistics>

Portside North/ South



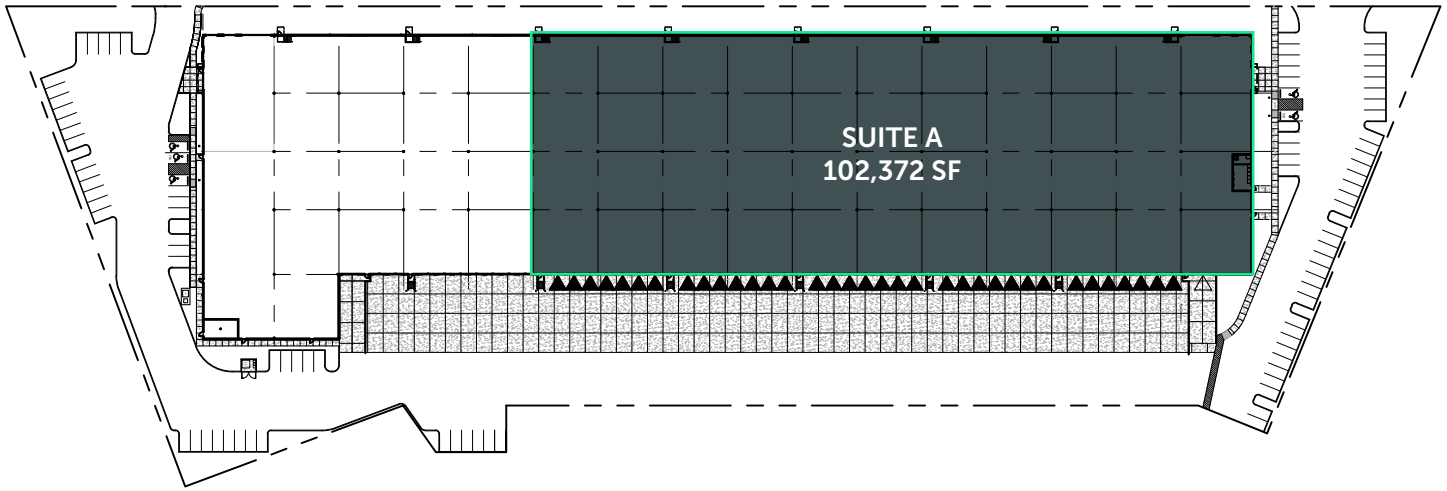
52,860 SF to 221,010 SF

3401 Lincoln Ave & 1514 Taylor Way
Tacoma, WA 98421



Located at 3401 Lincoln Ave & 1514 Taylor Way, Buildings A & C are concrete tilt-up industrial facilities featuring 50' x 50' column spacing, ESFR sprinkler systems, with 250 PSF floor load capacity. The property is zoned PMI (Port Maritime & Industrial), supporting a wide range of heavy industrial and maritime-related uses within the Port of Tacoma.

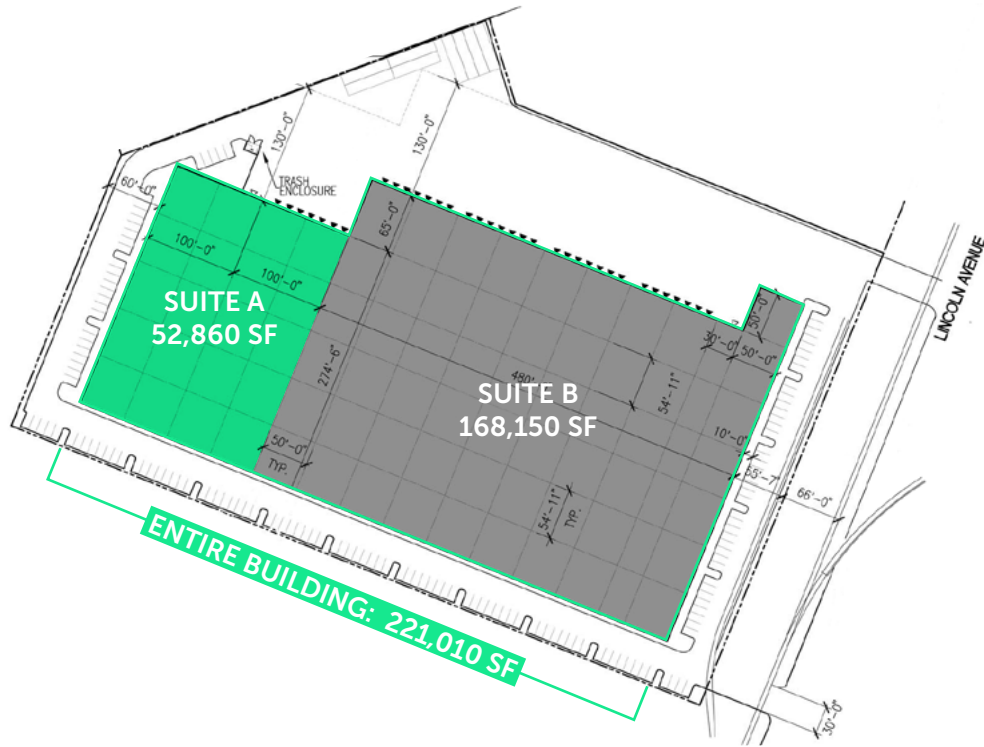
Building A



| Building A | |
|----------------|-------------------------------------|
| Suite | Suite A |
| Size Available | 102,372 SF |
| Office Space | TBD |
| Grade Level | 1 |
| Dock High | 35 |
| Rail | Rail access available (Tacoma Rail) |
| Clear Height | 30' |
| Lighting | T5 w/motion sensors |
| Available | Now |

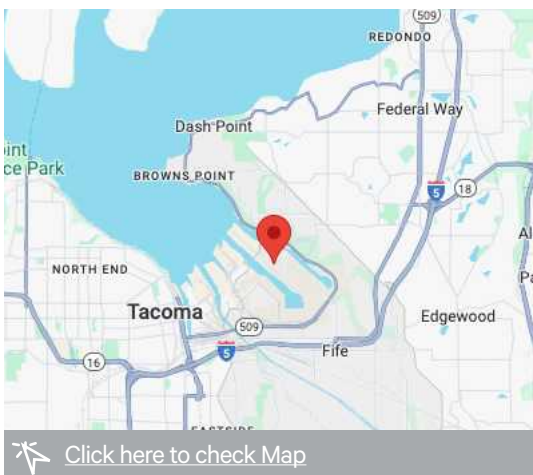
© 2024 CBRE, Inc. All rights reserved. This information has been obtained from sources believed reliable, but has not been verified for accuracy or completeness. You should conduct a careful, independent investigation of the property and verify all information. Any reliance on this information is solely at your own risk. CBRE and the CBRE logo are service marks of CBRE, Inc. All other marks displayed on this document are the property of their respective owners, and the use of such logos does not imply any affiliation with or endorsement of CBRE. Photos herein are the property of their respective owners. Use of these images without the express written consent of the owner is prohibited.

Building C



| Building C | | | |
|-----------------|------------------------------|------------------------------|------------------------------|
| Suite | Suite A | Suite B | Entire Building |
| Size Available | 52,860 SF | 168,150 SF | 221,010 SF |
| Office Space | 1,500 SF | 3,000 SF | 4,500 SF |
| Grade Level | 1 | 1 | 2 |
| Dock High | 7 | 26 | 33 |
| Power | 600 Amps | 1,200 Amps | 2,000 Amps |
| Clear Height | 32' | 32' | 32' |
| Parking | 150 Stalls (entire building) | 150 Stalls (entire building) | 150 Stalls (entire building) |
| Trailer Parking | Yes | Yes | Yes |
| Lighting | LED | LED | LED |
| Available | Now | Now | Now |

© 2024 CBRE, Inc. All rights reserved. This information has been obtained from sources believed reliable, but has not been verified for accuracy or completeness. You should conduct a careful, independent investigation of the property and verify all information. Any reliance on this information is solely at your own risk. CBRE and the CBRE logo are service marks of CBRE, Inc. All other marks displayed on this document are the property of their respective owners, and the use of such logos does not imply any affiliation with or endorsement of CBRE. Photos herein are the property of their respective owners. Use of these images without the express written consent of the owner is prohibited.



Contact us

LEASED BY:
NEIL WALTER COMPANY

Scott Price
Principal/Industrial Broker
+1 253 279 3710
spprice@neilwalter.com

Joel Jones
Principal/Industrial Broker
+1 253 219 9914
jjones@neilwalter.com

OWNED BY:
CBRE Investment Management

Liam Armstrong
Logistics Asset Management
+1 310 344 1450
liam.armstrong@cbreim.com

© 2024 CBRE, Inc. All rights reserved. This information has been obtained from sources believed reliable, but has not been verified for accuracy or completeness. You should conduct a careful, independent investigation of the property and verify all information. Any reliance on this information is solely at your own risk. CBRE and the CBRE logo are service marks of CBRE, Inc. All other marks displayed on this document are the property of their respective owners, and the use of such logos does not imply any affiliation with or endorsement of CBRE. Photos herein are the property of their respective owners. Use of these images without the express written consent of the owner is prohibited.