

FOR LEASE
MANUFACTURING BUILDING

65,760 SF AVAILABLE

8311 South 200th Street | Kent, WA



S 200th St

NEWMARK

THAD MALLORY, SIOR
Newmark
thad.mallory@nrmk.com
425-362-1410

TAYLOR HOFF, SIOR
Newmark
taylor.hoff@nrmk.com
425-362-1388

RIC BRANDT
CBRE
ric.brandt@cbre.com
425-462-6901

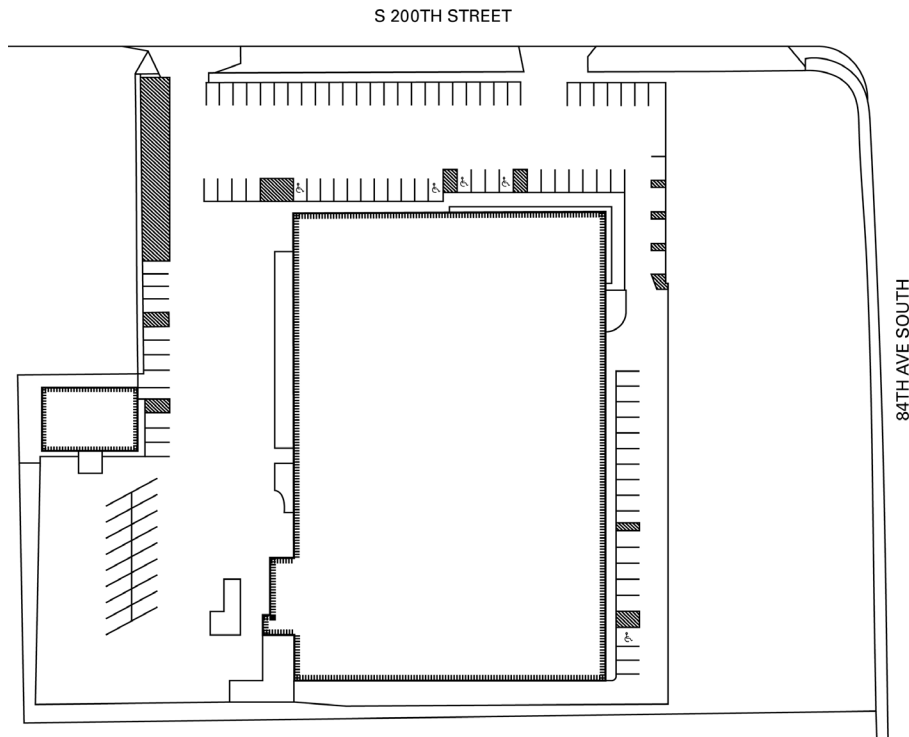
FOR LEASE

MANUFACTURING BUILDING

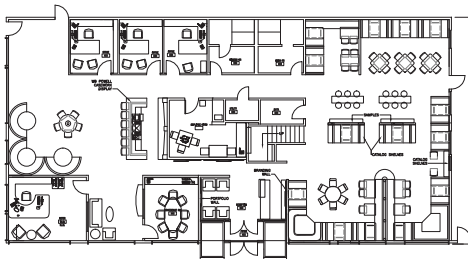
65,760 SF AVAILABLE

8311 South 200th Street | Kent, WA

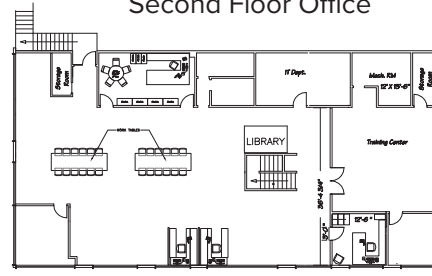
SITE PLAN



First Floor Office



Second Floor Office



PROPERTY DETAILS

MAIN BUILDING SF

65,760 SF on 4.85 Acre Site

OFFICE SF

9,900 SF on Two Floors

CLEAR HEIGHT

28'

LOADING

3 Dock High Doors

4 Grade Level Doors

HEAVY POWER

2,400 Amps

CRANE SERVED

One (1) 10 Ton

Two (2) 5 Ton

One (1) 3 Ton

One (1) 2 Ton

STANDALONE BUILDING

FULLY FENCED AND SECURED SITE/YARD

EXPOSURE TO EAST VALLEY HIGHWAY

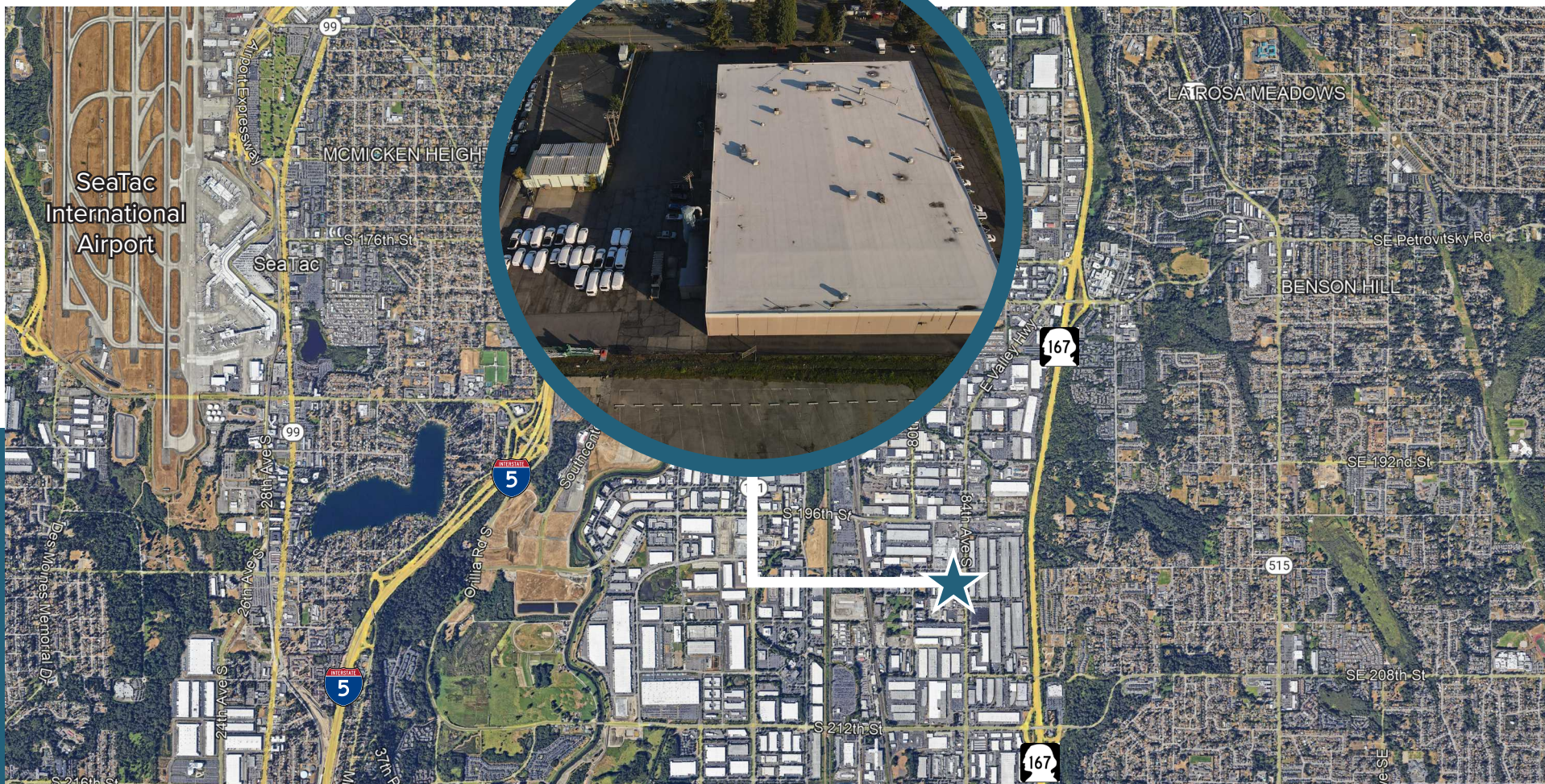
FOR LEASE

MANUFACTURING BUILDING

65,760 SF AVAILABLE

8311 South 200th Street | Kent, WA

LOCATION



The distributor of this communication is performing acts for which a real estate license is required. The information contained herein has been obtained from sources deemed reliable but has not been verified and no guarantee, warranty or representation, either express or implied, is made with respect to such information. Terms of sale or lease and availability are subject to change or withdrawal without notice.