

FOR LEASE

Owned and Operated by  **LINK**

HARBOUR REACH BUSINESS PARK

4620 Campus Place, Mukilteo, WA

Bldg. A Suite 110:
10,560 SF



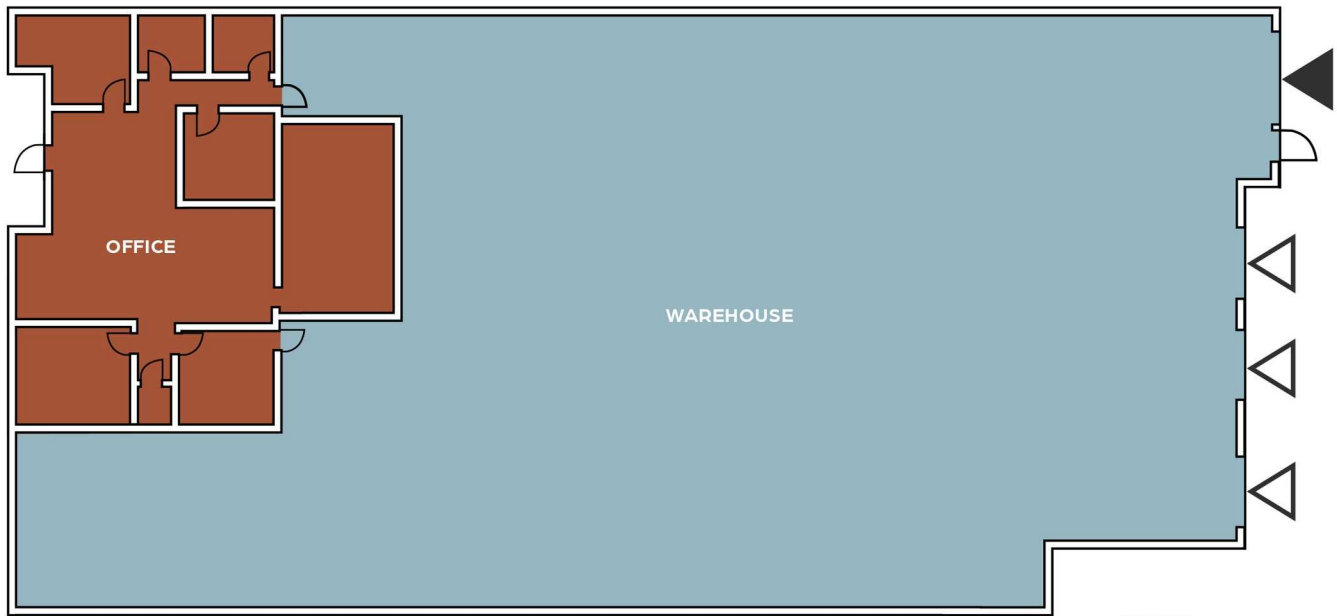
LEASING INFO & CONTACT

Connor Gilchrist (425) 274-4286 / gilchrist@broderickgroup.com
Rawley Holmberg (425) 274-4284 / holmberg@broderickgroup.com



BRODERICK
• GROUP •

This is not an offer or acceptance of an offer to lease space. A lease will only be offered or made in a written agreement signed by landlord. No representation or warranty of any kind is made by landlord unless set forth in a written definitive lease executed by the landlord.

BUILDING A, SUITE 110



KEY

-  Dock high door
-  Grade level door



SPACE FEATURES

Available: Now

Total SF: 10,560 SF

Office SF: 1,500 SF

Clear Height: 24'

Loading: 3 DH, 1 GL

Power: 250 amps, 277/480V, 3-phase

Parking: 1.5 stalls : 1,000 SF

Rates: Inquire with broker



Harbour Point Shopping Center

- QFC
- Subway
- MOD Pizza
- Big Chicken
- Jack in the Box
- Chase Bank

Paine Field Airport

- Mukilteo's Speedway Café
- Jersey Mike's
- McDonald's

HARBOUR REACH BUSINESS PARK

525

99

