




INSULATED &  
HEATED



MULTIPLE SF  
AVAILABLE



1-MILE  
FROM I-5

# FOR LEASE: Industrial Warehouse Space

Hill Betti Business Park, Lacey, WA 98516



## CONTACT

VANESSA HERZOG SIOR CCIM  
Principal  
D (253) 444-3020  
C (253) 279-7831  
vherzog@lee-associates.com

**LEE & ASSOCIATES**  
COMMERCIAL REAL ESTATE SERVICES



INSULATED &  
HEATED



MULTIPLE SF  
AVAILABLE



1-MILE  
FROM I-5

# FOR LEASE: Industrial Warehouse Space

2625 & 2629 Reinhardt Lane, Lacey, WA 98516

## 2625 Reinhardt Lane NE Suite G

Available SF 1,500 SF

## 2629 Reinhardt Lane NE Suite M, R & S

Suite M 4,500 SF

Suite R 4,500 SF

Suite S 1,500 SF

Doors 12' x 14' Grade Level each

Total SF Available 1,500 SF up to 10,500 SF

**Suites M, R & S can be combined for a total of 10,500 SF**

Clear Height 14'

Restroom 1 each suite

Rate \$1.10/SF/Mo Blended  
NNN (\$0.22/SF/Mo)

Clear span, concrete floors, sprinkled,  
and fully insulated.



NORTH 1 MILE ON MARVIN ROAD FROM EXIT 111 ON I-5

## INDUSTRIAL WAREHOUSE SPACE AT REINHARDT LANE SUITES IN HILL BETTI BUSINESS PARK

### AVAILABLE NOW

AVAILABLE FOR LEASE is this light industrial, free-standing warehouse suite, part of Hill Betti Business Park in Lacey, WA.

Located in Lacey's industrial submarket near I-5 Exit 111, and in close proximity to retailers, restaurants and other area services.


### CONTACT

VANESSA HERZOG SIOR CCIM  
Principal  
D (253) 444-3020  
C (253) 279-7831  
vherzog@lee-associates.com

 **LEE &  
ASSOCIATES**  
COMMERCIAL REAL ESTATE SERVICES



INSULATED &  
HEATED



MULTIPLE SF  
AVAILABLE

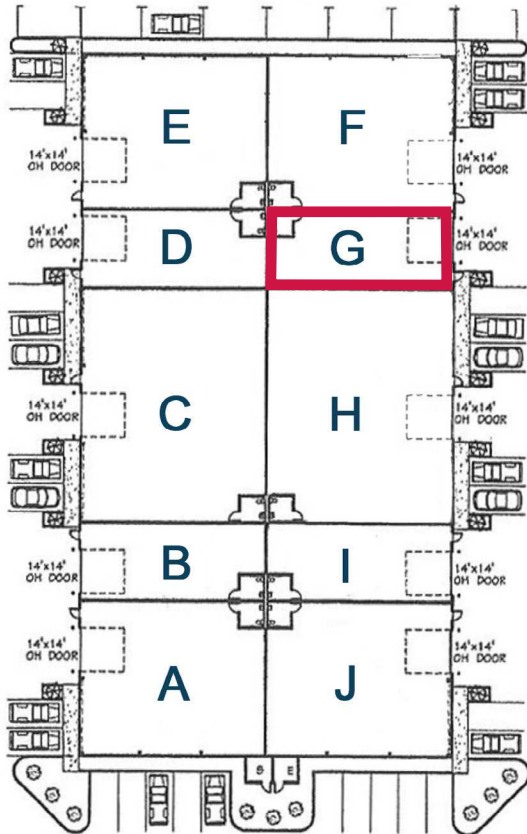


1-MILE  
FROM I-5

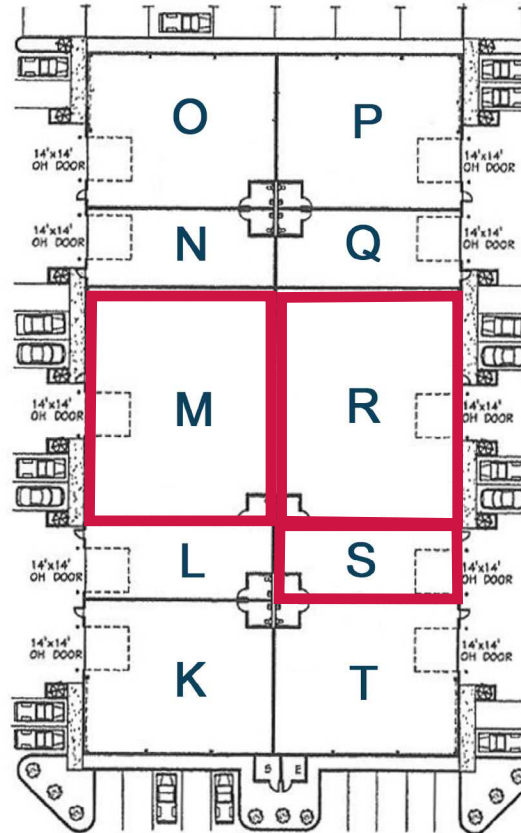
# FOR LEASE: Industrial Warehouse Space

2625 & 2629 Reinhardt Lane, Lacey, WA 98516

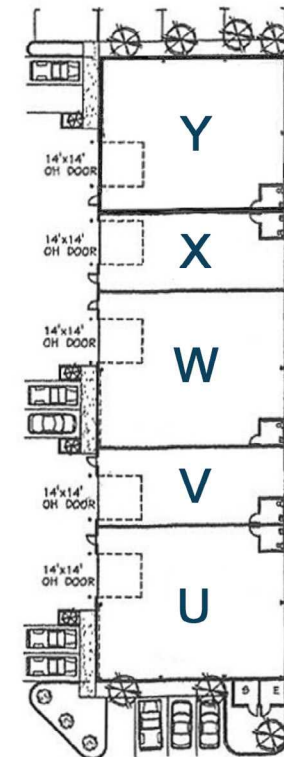
**2625**



**2629**



**2633**




## CONTACT

VANESSA HERZOG SIOR CCIM  
Principal  
D (253) 444-3020  
C (253) 279-7831  
vherzog@lee-associates.com

 **LEE &  
ASSOCIATES**  
COMMERCIAL REAL ESTATE SERVICES



INSULATED &  
HEATED



MULTIPLE SF  
AVAILABLE



1-MILE  
FROM I-5

# FOR LEASE: Free Standing Building

2901 & 2913 Marvin Road NE, Lacey, WA 98516

## 2901 Marvin Road NE

Available SF	9,000 SF 1,200 SF Office
Lot Size	36,000 SF
Doors	2 - 12' x 14' Grade Level
Clear Height	14' - 16'
Building Dimensions	60' x 150' Clear Span
Floors	Concrete Floors
Restroom	1
Rate	\$1.10/SF/Mo Blended NNN (\$0.22/SF/Mo)



1/4 MILE NORTH FROM EXIT 111 ON I-5

## INDUSTRIAL WAREHOUSE SPACE IN HILL BETTI BUSINESS PARK

### AVAILABLE NOW

AVAILABLE FOR LEASE is this high-visibility light industrial, free-standing warehouse, part of Hill Betti Business Park in Lacey, WA.

Located in Lacey's industrial submarket near I-5 Exit 111, and in close proximity to retailers, restaurants and other area services.

### CONTACT

VANESSA HERZOG SIOR CCIM  
Principal  
D (253) 444-3020  
C (253) 279-7831  
vherzog@lee-associates.com

 **LEE &  
ASSOCIATES**  
COMMERCIAL REAL ESTATE SERVICES



INSULATED &  
HEATED



MULTIPLE SF  
AVAILABLE



1-MILE  
FROM I-5

# FOR LEASE: Free Standing Building

2901 & 2913 Marvin Road NE, Lacey, WA 98516

## 2913 Marvin Road NE

Available SF	6,040 SF 1 Private Office
Doors	1 - 12' x 14' Roll up
Clear Height	14' - 16'
Floors	Concrete Floors
Restroom	1
Rate	\$1.10/SF/Mo Blended NNN (\$0.22/SF/Mo)



1/4 MILE NORTH FROM EXIT 111 ON I-5

## INDUSTRIAL WAREHOUSE SPACE IN HILL BETTI BUSINESS PARK

### AVAILABLE NOW

AVAILABLE FOR LEASE is this light industrial, free-standing warehouse, part of Hill Betti Business Park in Lacey, WA.

Located in Lacey's industrial submarket near I-5 Exit 111, and in close proximity to retailers, restaurants and other area services.

### CONTACT

VANESSA HERZOG SIOR CCIM  
Principal  
D (253) 444-3020  
C (253) 279-7831  
vherzog@lee-associates.com

 **LEE &  
ASSOCIATES**  
COMMERCIAL REAL ESTATE SERVICES



INSULATED & HEATED



MULTIPLE SF AVAILABLE



1-MILE FROM I-5

# FOR LEASE: Free Standing Building

2901 & 2913 Marvin Road NE, Lacey, WA 98516



HILL BETTI BUSINESS PARK

2629

2625

## CONTACT

VANESSA HERZOG SIOR CCIM  
 Principal  
 D (253) 444-3020  
 C (253) 279-7831  
 vherzog@lee-associates.com

**LEE & ASSOCIATES**  
 COMMERCIAL REAL ESTATE SERVICES