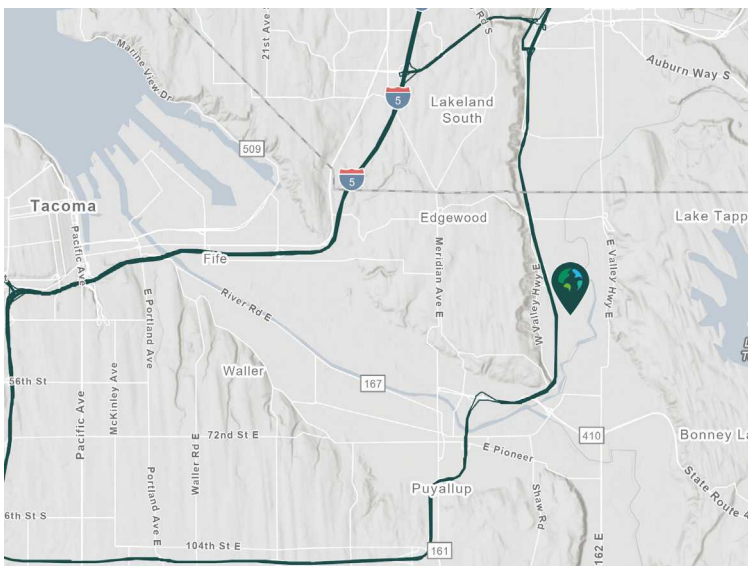


89,700 SF

**3520 142nd Ave E
Sumner, WA 98390**

Prologis Park Sumner 7



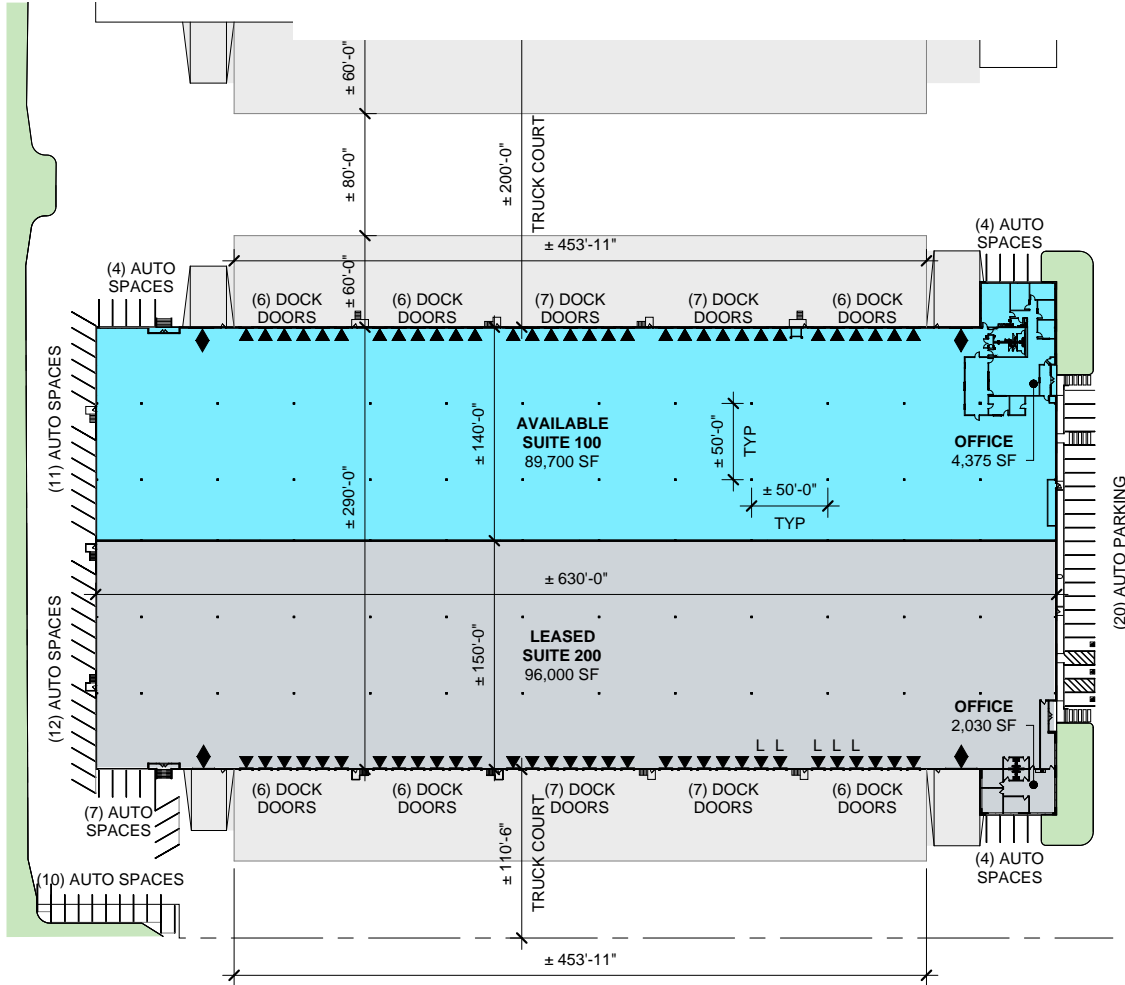
- Approximately 12 miles to Port of Tacoma
- Visibility to 142nd Street
- Direct access to SR-167 via 24th Street

Property Features

Available Space	89,700 SF
Office SF	4,375 SF
Clear Height	30'
Column Spacing	50'w x 50'd
Dock Doors	32
Drive-in Doors	2
Truck Court	±200'-0" & 110'-6"
Yard	±2.45 Acre
Electrical Service	3p Heavy
Sprinkler	ESFR
Lighting	LED Motion Sensor



Unlock the full potential of your warehouse with one strategic, single-source partner.



LEGEND

- AVAILABLE
- UNDER CONSTRUCTION
- PLANNED
- LEASED
- NON-PLD BUILDING
- LAND
- WATER
- CONCRETE APRON
- EV PARKING
- DOCK DOOR
- DOCK DOOR W/ PIT LEVELER
- DOCK DOOR W/ EDGE OF DOCK LEVELER
- FUTURE DOCK DOOR (KNOCK OUT)
- DRIVE-IN DOOR

HIGHLIGHTS

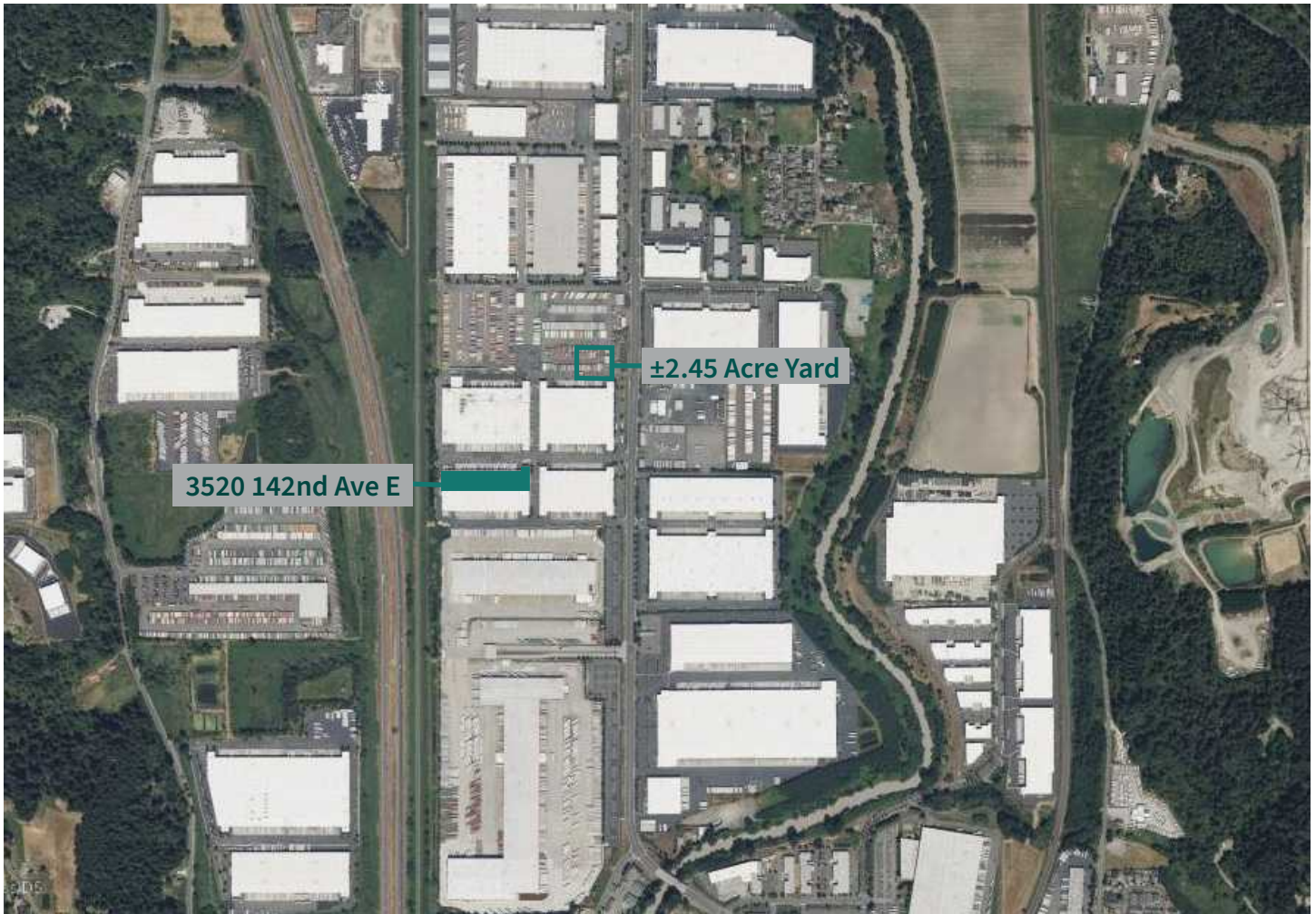
Available Now
±2.45 Acre Yard

SUITE 100

- Shell: 89,700 SF
- Office: 4,375 SF
- Warehouse: 85,325 SF
- Clear Height: 30'
- 32 DH / 2 GL



Unlock the full potential of your
warehouse with one strategic,
single-source partner.



CBRE

CBRE, Inc
John Gilliland
john.gilliland@cbre.com
ph +1 206 226 7930

CBRE, Inc
John Sullivan
john.sullivan@cbre.com
ph +1 206 719 2902

Prologis
Lucca Merlino
lmerlino@prologis.com
ph +1 206 414 7621
prologis.com