


PACIFIC GATEWAY BUSINESS PARK

19802 62nd Ave S, Kent, WA 98032

LEE & ASSOCIATES
COMMERCIAL REAL ESTATE SERVICES



INDUSTRIAL PROPERTY FOR LEASE

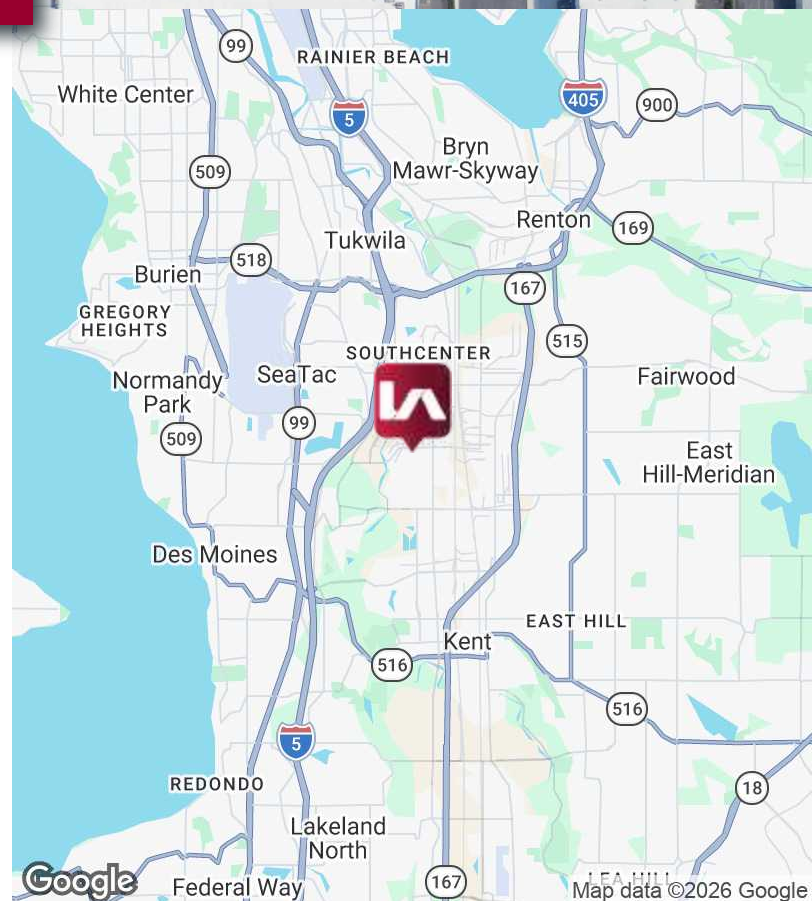
LISTING INFORMATION

ADDRESS:	19802 62nd Ave S, Kent WA
AVAILABLE SF:	5,000 SF
LEASE RATE:	\$3,750 Per Month Gross
CLEAR HEIGHT:	24'
LOADING	1 Grade Level Door
ZONING:	M1 Industrial
POWER:	3-Phase Power: 480/277V
SPRINKLERS:	Wet Sprinkler

COMMENTS

Secure warehouse storage space available in the heart of the Kent Valley. Clean, well-maintained facility offers a Class A image and a cost-effective solution for users who need functional indoor storage without paying for unnecessary office space.

Excellent Kent Valley Location with quick Access to I-5, SR-167 & SR-516






PACIFIC GATEWAY BUSINESS PARK

19802 62nd Ave S, Kent, WA 98032



COMMERCIAL REAL ESTATE SERVICES

PHOTOS



CONTACT

Andrew Hull

253.444.3023

ahull@lee-associates.com

Scotty Rowe

425.818.2655

srowe@lee-associates.com

We obtained the information above from sources we believe to be reliable. However, we have not verified its accuracy and make no guarantee, warranty or representation about it. It is submitted subject to the possibility of errors, omissions, change of price, rental or other conditions, prior sale, lease or financing, or withdrawal without notice. We include projections, opinions, assumptions or estimates for example only, and they may not represent current or future performance of the property. You and your tax and legal advisors should conduct your own investigation of the property and transaction.

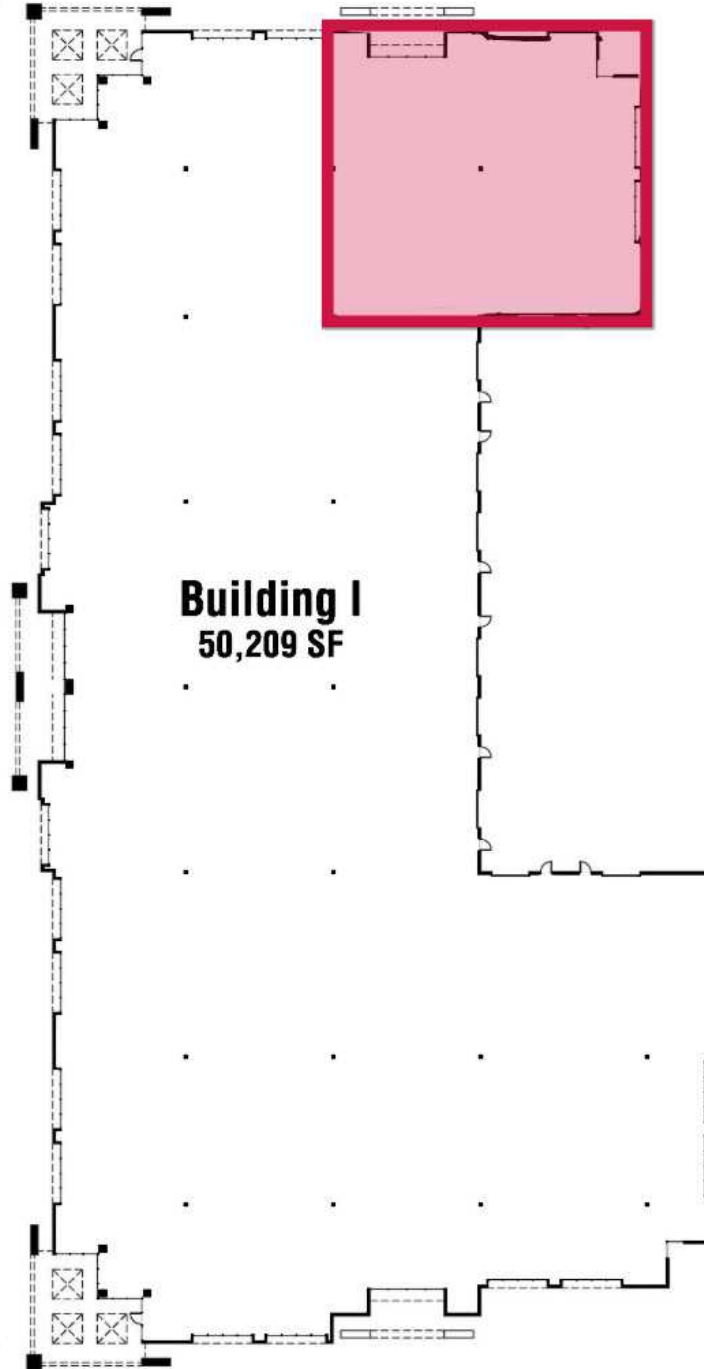
PACIFIC GATEWAY BUSINESS PARK

19802 62nd Ave S, Kent, WA 98032



COMMERCIAL REAL ESTATE SERVICES

FLOOR PLANS



CONTACT

Andrew Hull

253.444.3023

ahull@lee-associates.com

Scotty Rowe

425.818.2655

srowe@lee-associates.com

We obtained the information above from sources we believe to be reliable. However, we have not verified its accuracy and make no guarantee, warranty or representation about it. It is submitted subject to the possibility of errors, omissions, change of price, rental or other conditions, prior sale, lease or financing, or withdrawal without notice. We include projections, opinions, assumptions or estimates for example only, and they may not represent current or future performance of the property. You and your tax and legal advisors should conduct your own investigation of the property and transaction.