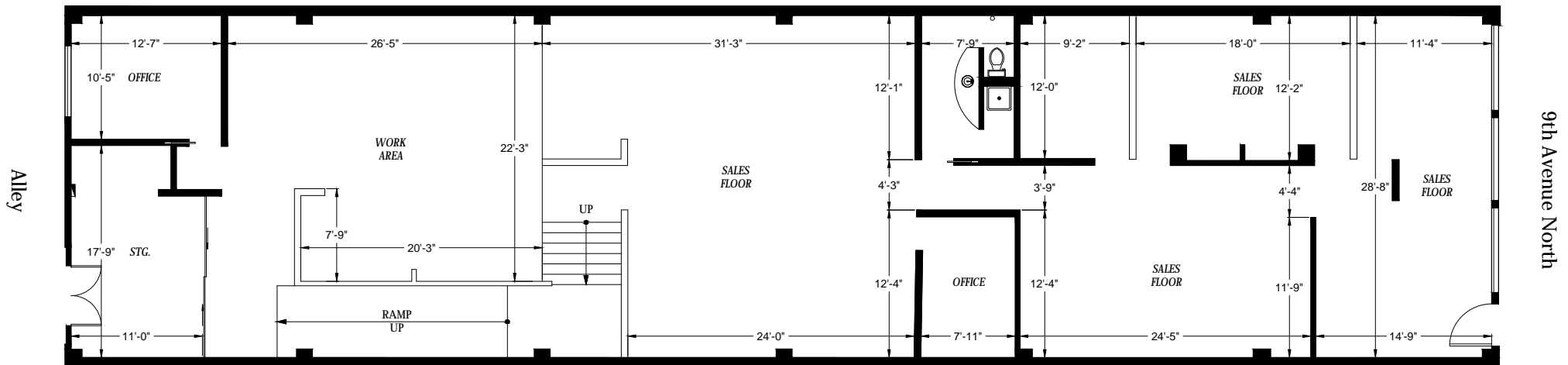
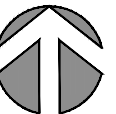


Adjacent Building



Adjacent Building

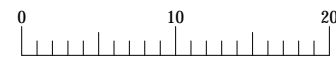


Market Associates LLC
85 South Washington #302
Seattle, WA 98104

Retail Building
221 9th Avenue North
Seattle, WA 98109

Floor Plan

1



2DFLOORPLANS.COM
206-328-7410

600 NW Gilman Blvd. Suite E
Issaquah, WA 98027

Client

Subject

Floor

Scale

Measured: November 2017 Project: C17-965