



FOR SALE OR LEASE

1650 W BAKERVIEW RD | BELLINGHAM, WA 98226



LEAH HILL

leahhill@windermere.com

206-852-7634



Windermere
COMMERCIAL

1650 W BAKERVIEW RD, BELLINGHAM

Discover an exceptional opportunity to elevate your restaurant business in one of Bellingham, Washington’s most dynamic locations. This standalone restaurant space, strategically positioned next to Bellingham International Airport, offers unparalleled visibility and accessibility to locals and travelers alike. With ample parking available, your guests will enjoy the convenience of easy access, making it a perfect venue for dining, private events, and celebrations of all kinds. The expansive layout and vibrant location provide endless possibilities for creating a memorable dining experience in a city known for its charm and bustling community. Don’t miss the chance to establish your restaurant at this incredible location that combines prime convenience with limitless potential.

LISTING DETAILS


Lease Rate	\$20.00 Annual/SF	Signage	On Building, Free Standing
Sale Price	\$3,800,000	Min Div/Max Contig	Not Present/4,960 SF
Building Size	4,960 SF	Annual Taxes	\$11,843 (2024)
Land Size	0.8 Acres / 34,848 SF	Available Date	January 20, 2025
Montly Rate	\$9,506	Date Listed	January 20, 2025
NNN Lease Type	NNN	Parking Spaces	66
Expenses	\$5.49 (Tax & CAMs)	Zoning / Sub Type	Industrial / Restaurant
Lease Terms	Negotiable	Parcel / Tax ID	44468

Cordata Park



Bellingham
Int'l Airport

1650 W Bakerview Rd



COSTCO
WHOLESALE

LA QUINTA
BY WYNDHAM

TownePlace
SUITES
Marriott

Best
Western

Fred Meyer

Hampton
by HILTON



HOME2
SUITES BY HILTON

Parcel
Aerial



Location Facts & Demographics



Demographics are determined by a 10 minute drive from 1650 W Bakerview Rd, Bellingham, WA 98226

CITY, STATE

Bellingham, WA

POPULATION

54,583

AVG. HH SIZE

2.29

MEDIAN HH INCOME

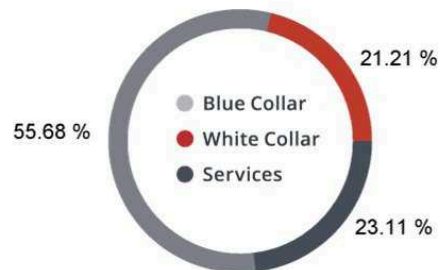
\$42,475

HOME OWNERSHIP

Renters: **13,626**

Owners: **10,169**

EMPLOYMENT



50.43 %
Employed

2.33 %
Unemployed

EDUCATION

High School Grad: **26.32 %**

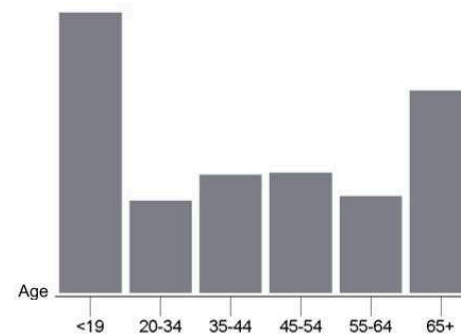
Some College: **24.99 %**

Associates: **9.00 %**

Bachelors: **26.80 %**

GENDER & AGE

48.74 %  **51.26 %** 



RACE & ETHNICITY

White: **65.93 %**

Asian: **5.29 %**

Native American: **1.11 %**

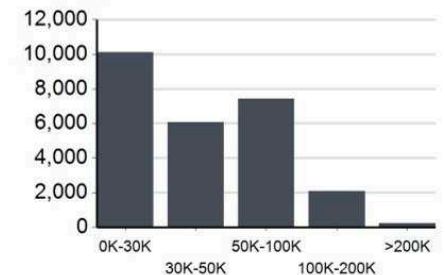
Pacific Islanders: **0.09 %**

African-American: **0.71 %**

Hispanic: **14.69 %**

Two or More Races: **12.18 %**

INCOME BY HOUSEHOLD



HH SPENDING







