



# THE WOODMAN LODGE

38601 SE KING ST | SNOQUALMIE, WA 98065





# THE WOODMAN LODGE

38601 SE KING ST | SNOQUALMIE, WA 98065

Built in 1902 as the Modern Woodmen of America hall, this two-story landmark hosted Snoqualmie's fraternal groups, veterans, and youth organizations for generations before its meticulous restoration brought it back to life as a downtown gathering place.

## Property:


- **Address:** 38601 SE King St Snoqualmie, WA 98065
- **Parcel Size:** 0.07 AC
- **Building Square Footage:** 5,300 SF [2,860 SF Ground Floor, 2,440 SF Second Floor]
- **Built:** 1902, restored in 2008
- **Zoning:** BR2
- **King County Parcel:** 7849201370
- Type 1 hood, existing restaurant infrastructure & kitchen
- **Power:** 600 Amp 3-Phase
- Transformer switch for backup generator
- **Seating Capacity:** 263

**SITE**


CALL FOR PRICING




# INTERIOR PHOTOS




Authentic 1920's Window  
Treatments & Curtains




Custom Built Zinc Top Bar  
Running Water Spittoon




Locally Reclaimed Timber Beams  
Custom Threaded Bolts Along Beams



1920's Antique Lanterns  
1900's Coca Cola Mirror & Bar



Handmade European Inspired Beer Tap  
Historically Accurate Back Bar Built by  
Wallace & Hinz




Custom Wrought Iron Work Throughout  
Building







Exterior Doors Imported from Italy



Antique Nickel Plated Stove



Custom molded Brass Eagle Talons



Oversized Chandelier



Historical Photography Throughout



# SITE PLANS

## Restaurant Overview

### Seating Capacity:

- Ground Floor
- 7 Booths, 6 Tables
- 20 Seat Bar + Standing Room
- Both Entrances ADA Compliant
- 2 Restrooms

### Kitchen:

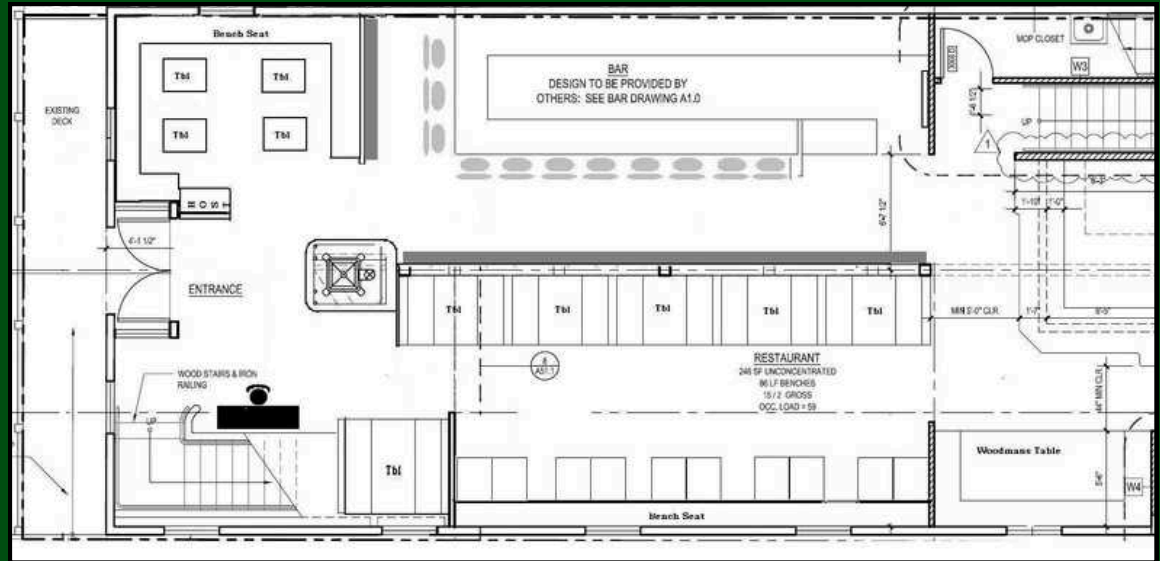
- 14' Type 1 Hood
- Deep Fryer
- Walk In Cooler
- Commercial Sized Mixer

### Second floor:

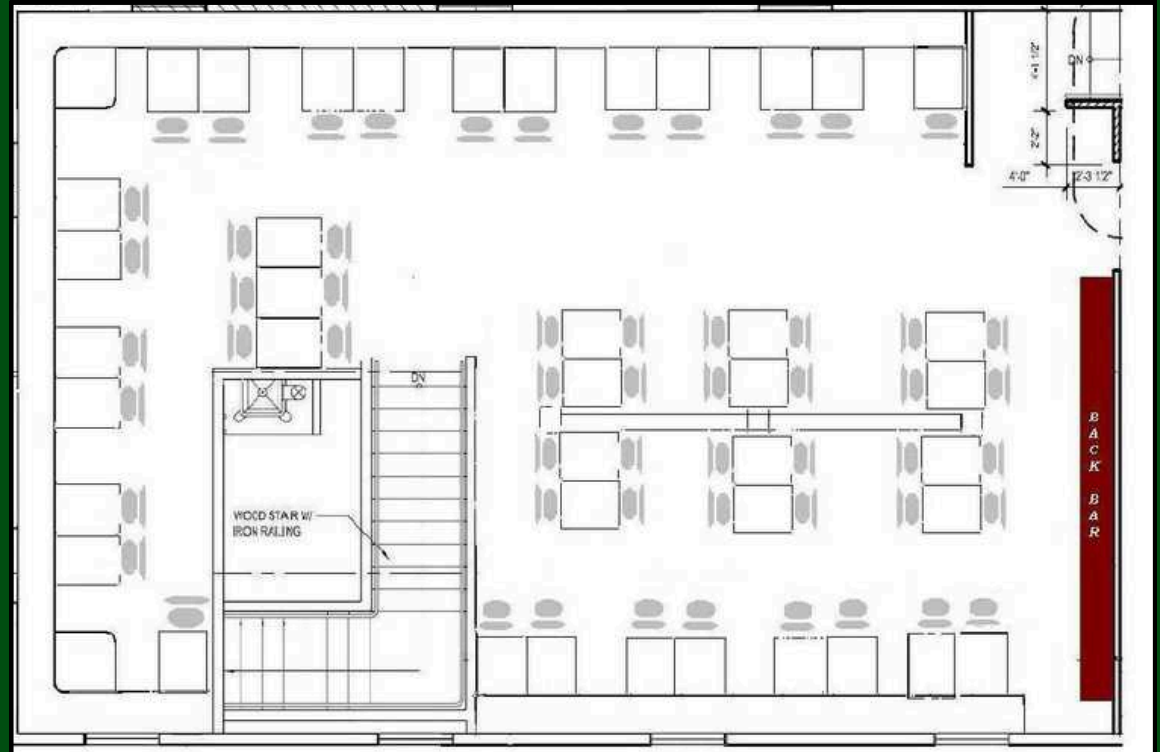
- Back Bar with Dishwasher and Sinks
- 2 Restrooms
- 2 Offices, Private Restroom

[WATCH VIDEO](#)

## DOWNSTAIRS SEATING



## UPSTAIRS SEATING





# SNOQUALMIE

WASHINGTON

Snoqualmie Falls: **1.5 million annual visitors**;  
supports the iconic Salish Lodge & Spa  
Snoqualmie Train Depot: **200,000 annual visitors**

Snoqualmie Casino: **\$400M expansion** (Est. Completion 2025)

- 210-room hotel
- 2,000-seat event center
- Expanded gaming floor
- Spa, fitness center, indoor pool
- ~500 new jobs

Snoqualmie Ridge Master-Planned Development (**1,343 acres**):

- 4,100+ homes
- Two elementary schools
- 18-hole golf course
- 180-acre business park

Outdoor Destination

- Rattlesnake Lake: **300K Visitors Per Year**
- Mount Si: **100K Hikers Per Year**
- 1,500 Miles of Trails in Mount Baker-Snoqualmie National Forest

 Population: 25,952

 Households: 9,326

 Median Household Incomes: \$184,118

\*2024 PROJECTIONS 15 MINUTE DRIVE TIME COLLECTED VIA SITESUSA



# FREE PUBLIC PARKING

**SNOQUALMIE RIDGE**  
**4,100 HOMES & 18-HOLE**  
**GOLF COURSE**  
**SNOQUALMIE FALLS (1.5M**  
**VISITORS/YEAR)**  
**5 MINUTE DRIVE**

**NORTH BEND**  
**7 MINUTE DRIVE**

PROPOSED  
30,000 SF  
MINIATURE TRAIN  
MUSEUM

SNOQUALMIE  
TRAIN DEPOT  
200k  
VISITORS/YEAR

**SITE**



**FREE PARKING**  
350+ PUBLIC PARKING STALLS  
IN WALKING DISTANCE

**7 RETAIL OPENINGS IN PAST 12 MONTHS**  
ANEJO  
BOOKS 7 BOTTLES  
FREESTONE COLLECTIVE  
CHICKADEE BAKE SHOP  
JUNE & GEM POTTERY  
MINI TREEHOUSE CLOTHING  
CAROUSEL CANDY



# CONTACT

JOHN VIACAVA  
VICE PRESIDENT  
JOHN@PAADVISORS.COM  
206.849.4403

WOODMAN LODGE | CONTACT

Disclaimer: The information contained herein has been provided by the Owner and is believed to be correct to the best of the Owner's actual knowledge as of the date of publication; however, no representations or warranties, express or implied, are made as to its accuracy or completeness. Prospective buyers are advised not to rely solely on this information and to conduct their own independent investigation of the property.

PACIFIC ASSET ADVISORS, INC.