

FOR SALE

4040 MERIDIAN STREET



ASKING PRICE: **\$1,200,000**

- GENERAL INFORMATION
- PHOTOS
- AREA DEMOGRAPHICS

PRESENTED BY:

MICHAEL KINGSLEY

Broker
kingsley@windermere.com
360.223.3944


Windermere
COMMERCIAL

FOR SALE

4040 MERIDIAN STREET
BELLINGHAM, WA

- 1.07-acre prime commercial redevelopment site fronting Meridian Street, Bellingham's main north-south arterial
- Fully improved site with all city services in place
- Zoned Planned Commercial (PC) with broad range of allowable uses
- Current improvements: drive-through and former U.S. Bank kiosk-style building (interim use potential)
- Exceptional visibility and access along Meridian Street
- Located in the heart of the Meridian Commercial Corridor
- Traffic counts of approximately 38,000 VPD
- Excellent proximity to I-5 and major retail, service, and employment centers
- Restrictive covenant prohibits bank uses
- Rare infill redevelopment opportunity in a high-demand trade area
- Seller financing available to qualified buyers
- Reasonable time allowed for feasibility and due diligence
- Priced just above assessed value



QUICK FACTS:

- Year Built: 1987
- Lot Size: 1.07 Acres
- Tax ID: 380318022507
- Zoned Planned Commercial
- Walking Distance To:
 - Bus lines
 - National Food Chains
 - Walgreens & WinCo
 - Bellis Fair Mall



FOR SALE

4040 MERIDIAN STREET
BELLINGHAM, WA



FOR SALE

4040 MERIDIAN STREET
BELLINGHAM, WA



FOR SALE

4040 MERIDIAN STREET
BELLINGHAM, WA



FOR SALE

4040 MERIDIAN STREET
BELLINGHAM, WA



POWERED BY
esri

Esri Community Maps Contributors, City of Bellingham, Whatcom County, WA State Parks GIS, © OpenSt...

RETAILER MAP



Location Facts & Demographics

Bellingham, WA 98226 based on data from CoStar acquired from the U.S. Census



CITY, STATE

BELLINGHAM, WA

POPULATION

170,114

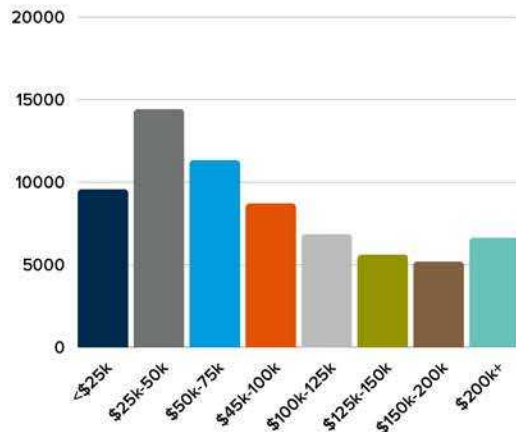
MEDIAN HH INCOME

\$72,043

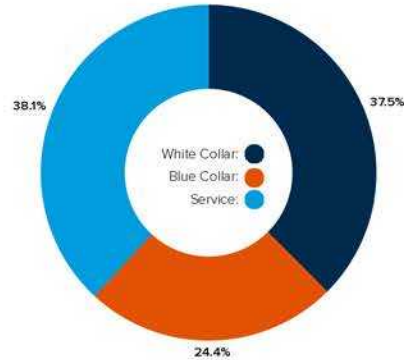
AVG. HH SIZE

2.4

INCOME BY HOUSEHOLD



EMPLOYMENT



60.2%
Employed

3.5%
Unemployed

RACE & ETHNICITY

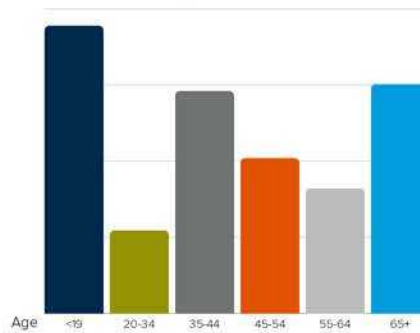
White: **76.3%**
 Asian: **5.41%**
 Native American: **.93%**
 Pacific Islanders: **.26%**
 African-American: **1.25%**
 Hispanic: **6.42%**
 Two or More Races: **9.43%**

EDUCATION

High School Grad: **19%**
 Some College: **31%**
 Associates: **8%**
 Bachelors: **23%**
 Advanced Degree: **13%**

GENDER & AGE

51.5%  **48.5%** 



HOME OWNERSHIP

Renters: **52%**

Owners: **48%**

AVG. HH SPENDING



Housing

\$31,440



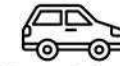
Daycare/Education

\$14,544



Grocery

\$8,844



Transportation

\$5,628



Entertainment

\$5,333



Utilities

\$4,392



Apparel

\$1,642