



CONFIDENTIAL OFFERING MEMORANDUM

Willows NW Business Park

CAPTURE 15% LEASING UPSIDE IN REDMOND'S PREMIER SMALL BAY PARK

14935-14963 NE 95th St, Redmond, WA 98052





OFFERED EXCLUSIVELY BY

RJ VARA

Senior Vice President
206.584.6195
rvara@northmarq.com
License: WA 135292

JOHN MARKS

Associate Vice President
425.299.8048
jmarks@northmarq.com
License: WA 139009

JACK HINCHCLIFFE

Associate
206.743.6999
jhinchcliffe@northmarq.com
License: WA 24028466

KEVIN ADATTO

License: WA 21038208

DEBT & EQUITY

STUART OSWALD

Managing Director
425.974.1005
soswald@northmarq.com

JACK BELL

Associate Producer
425.974.1058
jbell@northmarq.com

Northmarq

130 Nickerson St, Suite 200
Seattle, WA 98109

northmarq.com

CONFIDENTIALITY AND RESTRICTED USE AGREEMENT

This Confidential Offering Memorandum ("COM") is provided by Northmarq, solely for your consideration of the opportunity to acquire the commercial property described herein (the "Property"). This COM may be used only as stated herein and shall not be used for any other purpose, or in any other manner, without prior written authorization and consent of Northmarq.

This COM does not constitute or pertain to an offer of a security or an offer of any investment contract. This COM contains descriptive materials, financial information and other data compiled by Northmarq for the convenience of parties who may be interested in the Property. Such information is not all inclusive and is not represented to include all information that may be material to an evaluation of the acquisition opportunity presented. Northmarq has not independently verified any of the information contained herein and makes no representations or warranties of any kind concerning the accuracy or completeness thereof. All summaries and discussions of documentation and/or financial information contained herein are qualified in their entirety by reference to the actual documents and/or financial statements, which upon request may be made available. An interested party must conduct its own independent investigation and verification of any information the party deems material to consideration of the opportunity, or otherwise appropriate, without reliance upon Northmarq.

The Property may be financed or withdrawn from the market without notice, and its owner(s) reserve(s) the right to negotiate with any number of interested parties at any time. The Property is offered and sold by its owner(s) as is, where is, and with all faults, without representation or warranty of any kind except for any customary warranties of title.

BY ACCEPTING THIS COM, YOU AGREE THAT: (1) all information contained herein, and all other information you have received or may hereafter receive from Northmarq relating to the Property, whether oral, written or in any other form (collectively, the "Information"), is strictly confidential; (2) you will not copy or reproduce, and claim as your own without attribution to Northmarq, all or any part of this COM or the Information; (3) upon request by Northmarq at any time, you will return and/or certify your complete destruction of all copies of this COM and the Information; (4) for yourself and all your affiliates, officers, employees, representatives, agents and principals, you hereby release and agree to indemnify and hold harmless Northmarq all of its affiliates, officers, employees, representatives, agents and principals, from and with respect to any and all claims and liabilities arising from or related to the receipt or use of this COM and/or any other Information concerning the Property; (5) you will not provide this COM or any of the Information to any other party unless you first obtain such party's acceptance and approval of all terms, conditions, limitations and agreements set forth herein, as being applicable to such party as well as to you; and (6) monetary damages alone will not be an adequate remedy for a violation of these terms and that Northmarq shall be entitled to equitable relief, including, but not limited to, injunctive relief and specific performance, in connection with such a violation and shall not be required to post a bond when obtaining such relief.



TABLE OF
CONTENTS

| | |
|-------------------------------------|-----------|
| SECTION 1 Executive Overview | 4 |
| SECTION 2 Financial Summary | 10 |
| SECTION 3 Property Summary | 12 |
| SECTION 4 Market Overview | 17 |



Investment Overview

Willows NW Business Park is a premier **28,900 SF** multi-tenant industrial asset located in Redmond's highly sought-after Willows Road corridor. Situated at the epicenter of the region's innovation economy, the property serves as a critical hub for essential service providers supporting global giants like **Microsoft** and **SpaceX**. In a submarket characterized by sub-2% vacancy and extreme barriers to entry, this two-building park offers rare "small-bay" configurations that are increasingly scarce as high land costs and tech-flex conversions make new industrial development nearly impossible.

The investment is being offered **unpriced**, providing a unique opportunity to acquire a high-performance asset with significant embedded rental growth. Currently **87.5% occupied**, the asset features a weighted average in-place rent of approximately **\$1.85/SF**, trailing the proven market rate of **\$2.10/SF**. This upward momentum is already being realized through recent renewals, such as Identity Signs, which secured an **±8% rent increase** effective May 2026. With **3,624 SF** of immediately available space in Building B, a buyer can capture immediate upside through lease-up or establish a strategic owner-user headquarters in the Eastside's most resilient industrial market.



OFFERING PRICE: BEST OFFER

RENTABLE BUILDING AREA: 28,900 SF

CURRENT OCCUPANCY: 87.5%

IMMEDIATE AVAILABILITY: 3,624 SF

CURRENT AVG. IN-PLACE RENT: \$1.85 / SF / Mo

MARKET RENT : \$2.10 / SF / Mo

TOTAL LAND AREA: 97,574 SF (2.24 AC)

BELLA BOTTEGA SHOPPING CENTER

| | | |
|--------|----------------------------|--------------------------------------------------|
| MUDBAY | POTBELLY LEADBEE BAKERS | QFC Quality Food Centers |
| REGAL | MOD | EvergreenHealth Your Community-Owned Hospital |

REDMOND TECH HUB

| | | |
|----------------------------------------------------------|------------|-------------------|
| SPACEX | amazon LEO | KYMETA |
| AERJET ROCKETDYNE An L3Harris Technologies Company | Nintendo | 343 INDUSTRIES |

DOWNTOWN REDMOND
2.2 miles | 7 minutes

WILLOWS NW BUSINESS PARK

WILLOWS ROAD NE

Investment Highlights



TURNKEY UTILITY & SUPERIOR LOADING

The park is equipped with 10 grade-level doors and ample surface parking, providing the high-functioning infrastructure required by Redmond's premier flex and light-industrial tenants. Existing "make-ready" suite finishes ensure immediate occupancy and minimal capital expenditure for a new owner.



MARK-TO-MARKET UPSIDE

An investor can capture a significant rental spread between the current \$1.85/SF in-place average and the \$2.10/SF market peak. This value is further realized by leasing the 3,624 SF vacancy in Building B at market rates.



IMMEDIATE OWNER-USER FLEXIBILITY

Take immediate occupancy of Suite 14935 at 3,624 SF for a high-visibility headquarters while the remaining 87.5% of the park provides diversified, stabilized NNN income to carry debt.

Investment Highlights



REALIZED LEASING MOMENTUM

Recent leasing activity validates the \$2.10/SF rate, highlighted by recent executions for Sellen Construction, Ballard Natural Gas and an $\pm 8\%$ rent increase for Identity Signs effective May 2026.



TERMINAL INVENTORY SCARCITY

Redmond industrial stock is being systematically and permanently removed to accommodate multifamily development. As the city prioritizes high-density housing mandates, existing small-bay parks like Willows NW face zero future competition and increasing scarcity value.



PREMIER INNOVATION HUB SYNERGY

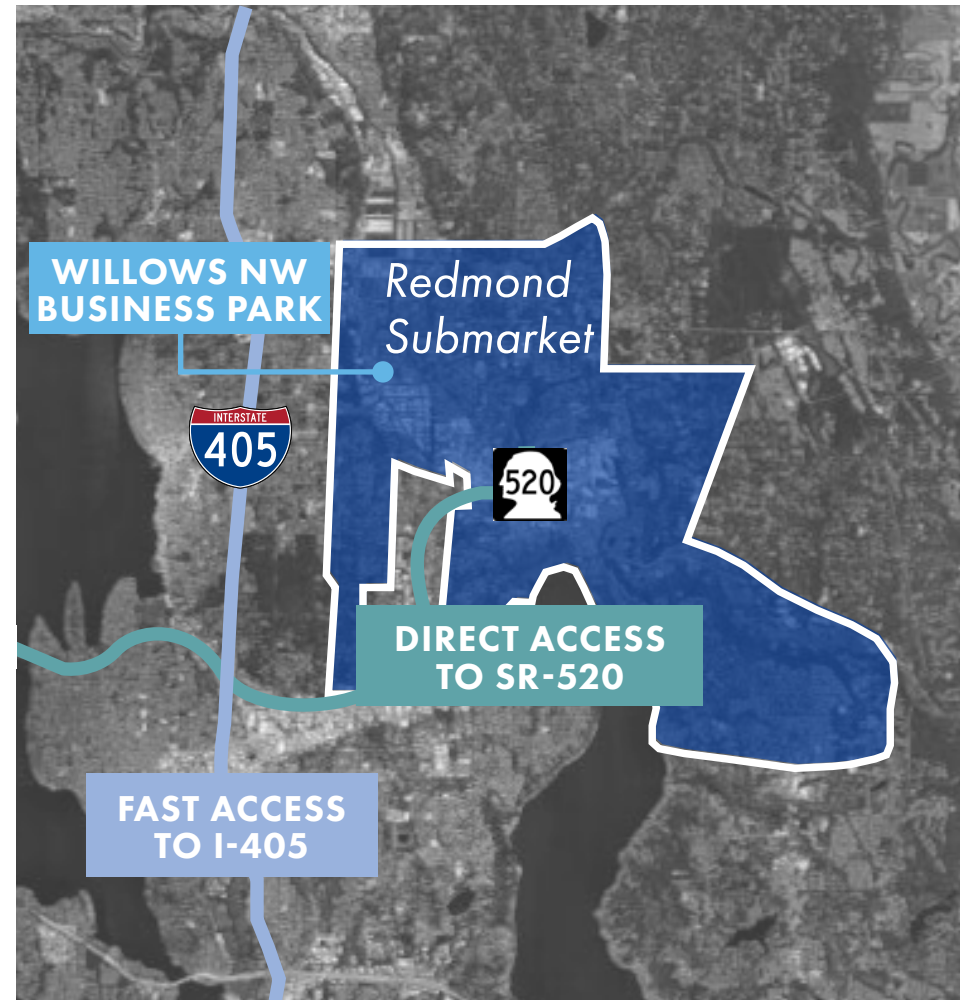
Situated in the mission-critical “last-mile” corridor serving global tech leaders including Microsoft and Nintendo, ensuring perpetual demand from the specialized vendors and contractors that power the Eastside economy.

Redmond Industrial Market Overview

MARKET OVERVIEW

The Redmond industrial submarket is defined by its significant scale and a history of exceptionally tight supply. With roughly 8.2 million SF of total inventory, the market has actually seen a net contraction of space over the last decade, with -60,963 SF in net deliveries.

This chronic lack of new inventory creates high barriers to entry and underpins the submarket's long-term value. Historical performance remains a core strength, evidenced by a robust 10-year average annual rent growth of 5.2% and a disciplined 10-year average vacancy rate of just 4.2%.



4.2%

VACANCY RATE
(10-YEAR AVG)

8.2M SF


TOTAL
INVENTORY

5.2%

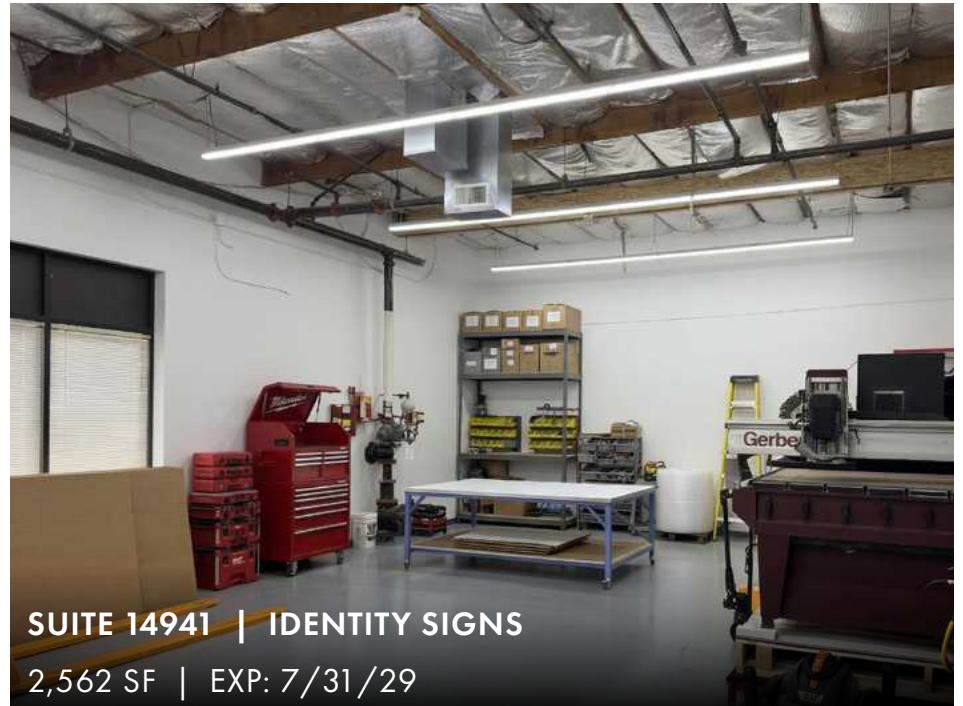
ANNUAL RENT GROWTH
(10-YEAR AVG)

-60,963 SF

NET DELIVERIES
(LAST 10 YEARS)



SUITE 14947 | IDENTITY SIGNS
4,638 SF | EXP: 7/31/29



SUITE 14941 | IDENTITY SIGNS
2,562 SF | EXP: 7/31/29



SUITE 14963
NORSK DESIGN BUILD / NORTHWEST DESIGN BUILD
4,750 SF | EXP: 1/31/27



SUITE 14959 | TWENTY-SIX SEVEN
3,242 SF | EXP: 7/31/26

Rent Roll

AS OF APRIL 2026

| Tenant Name | Suite | Square Feet | Lease Comm. | Lease Exp. | Monthly Rent/SF | Base Rent/Mo. | Base Rent/Yr. | Year 2 Rent/Yr | Rent Increase | Lease Type |
|-----------------------------------------------|-------|------------------|-------------|------------|---------------------|-----------------|------------------|------------------|---------------|------------|
| Ballard Natural Gas | 14953 | 2,720 SF | 10/1/25 | 9/30/27 | \$1.98 | \$5,394 | \$64,723 | \$68,165 | 3% Annually | NNN |
| Sellen Construction Inc | 14955 | 1,885 SF | 3/1/26 | 3/31/28 | \$1.93 | \$3,629 | \$43,545 | \$45,407 | 3.5% Annually | NNN |
| Twenty-Six Seven LLC | 14959 | 3,242 SF | 6/1/21 | 7/31/26 | \$1.92 | \$6,217 | \$74,608 | \$81,130 | FMV | NNN [1] |
| Party Storm Co. | 14961 | 2,353 SF | 2/1/25 | 1/31/30 | \$1.91 | \$4,484 | \$53,804 | \$56,111 | 3% Annually | NNN |
| Norsk Design Build/ Northwest Design Build | 14963 | 4,750 SF | 2/1/19 | 1/31/27 | \$1.84 | \$8,735 | \$104,819 | \$109,654 | 3% Annually | NNN |
| Vacant | 14935 | 3,624 SF | | | \$0.00 | \$0 | \$0 | \$91,325 | | NNN |
| Washington Commercial Painters, Inc | 14939 | 3,126 SF | 6/1/21 | 8/31/26 | \$1.82 | \$5,699 | \$68,388 | \$75,024 | 3% Annually | NNN |
| Identity Signs, LLC | 14941 | 2,562 SF | 4/1/19 | 7/31/29 | \$1.80 | \$4,608 | \$55,294 | \$62,056 | 8% | NNN [2] |
| Identity Signs, LLC | 14947 | 4,638 SF | 4/1/25 | 7/31/29 | \$1.70 | \$7,885 | \$94,615 | \$100,134 | 3% Annually | NNN |
| Total | | 28,900 SF | | | \$1.85 (avg) | \$46,650 | \$559,795 | \$689,005 | | |

[1] Renewal Negotiations in Progress

[2] 3% Annually Year 2-Year 4



Operating Statement

FOR THE PERIOD 7/1/2026 - 6/30/2027

| Income | Current | | Per SF | Year 2 | | Per SF |
|--------------------------------|------------------|-------|----------------|------------------|-------|----------------|
| Scheduled Base Rental Income | \$577,218 | | \$19.97 | \$689,005 | | \$23.84 |
| CAM | \$66,830 | | \$2.31 | \$78,703 | | \$2.72 |
| Insurance | \$10,618 | | \$0.37 | \$12,506 | | \$0.43 |
| Real Estate Taxes | \$79,393 | | \$2.75 | \$93,502 | | \$3.24 |
| Management Fees | \$23,089 | | \$0.80 | \$27,560 | | \$0.95 |
| Total Reimbursement Income | \$179,930 | 87.0% | \$6.23 | \$212,271 | 97.9% | \$7.35 |
| Potential Gross Revenue | \$757,148 | | \$26.20 | \$901,276 | | \$31.19 |
| General Vacancy | \$0 | | \$0.00 | (\$27,038) | 3.0% | (\$0.94) |
| Effective Gross Revenue | \$757,148 | | \$26.20 | \$874,238 | | \$30.25 |

| Operating Expenses | Current | | Per SF | Year 2 | | Per SF |
|-----------------------------|------------------|------|----------------|------------------|------|----------------|
| Electric | \$3,507 | | \$0.12 | \$3,612 | | \$0.12 |
| Utilities-Others | \$2,060 | | \$0.07 | \$2,122 | | \$0.07 |
| Water/Sewer | \$20,526 | | \$0.71 | \$21,142 | | \$0.73 |
| Waste Disposal | \$8,417 | | \$0.29 | \$8,670 | | \$0.30 |
| HVAR R&M | \$10,623 | | \$0.37 | \$10,942 | | \$0.38 |
| Pest Control | \$295 | | \$0.01 | \$304 | | \$0.01 |
| Landscaping | \$16,519 | | \$0.57 | \$17,014 | | \$0.59 |
| R&M | \$4,138 | | \$0.14 | \$4,262 | | \$0.15 |
| Fire Systems/Security | \$10,325 | | \$0.36 | \$10,634 | | \$0.37 |
| Insurance | \$12,141 | | \$0.42 | \$12,505 | | \$0.43 |
| Real Estate Taxes | \$90,778 | | \$3.14 | \$93,501 | | \$3.24 |
| Management Fee | \$23,089 | 4.0% | \$0.80 | \$27,560 | 4.0% | \$0.95 |
| Reserves | \$4,465 | | \$0.15 | \$4,599 | | \$0.16 |
| Total Expenses | \$206,883 | | \$7.16 | \$216,868 | | \$7.50 |
| Expenses as % of EGR | 27.3% | | | 24.8% | | |
| Net Operating Income | \$550,265 | | \$19.04 | \$657,371 | | \$22.75 |

Property Overview

BUILDING 1

14963 NE 95TH Street
Redmond, WA 98052

| | |
|------------------------|------------------------------|
| Parcel Number | 943100-0010 |
| Zoning | MP - Manufacturing Park |
| Rentable Building Area | 14,950 SF |
| Land Area | 47,231 SF (1.08 AC) |
| Year Built | 1984/2000 |
| Loading Capacity | 6 Grade-Level |
| Clear Height | 14' |
| Parking | 41 Stalls (2.74/1,000 SF) |
| Construction | Concrete |

BUILDING 2

14935 NE 95TH Street
Redmond, WA 98052

| | |
|------------------------|------------------------------|
| Parcel Number | 943100-0020 |
| Zoning | MP - Manufacturing Park |
| Rentable Building Area | 13,950 SF |
| Land Area | 50,617 SF (1.16 AC) |
| Year Built | 1984/2000 |
| Loading Capacity | 4 Grade-Level |
| Clear Height | 14' |
| Parking | 43 Stalls (3.09/1,000 SF) |
| Construction | Concrete |

COMBINED

14963-14935 NE 95TH Street
Redmond, WA 98052

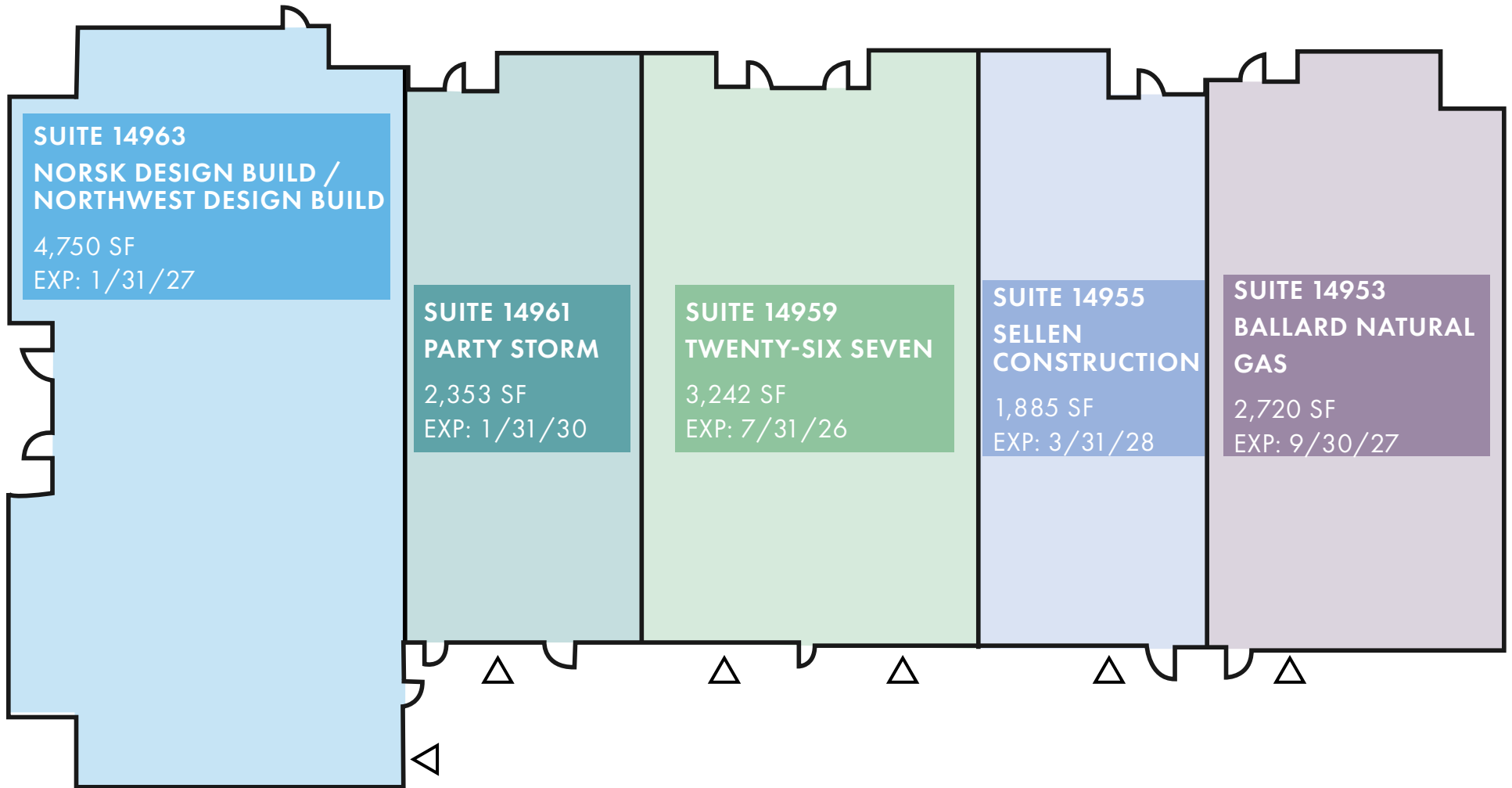
| | |
|------------------------|------------------------------|
| Parcel Numbers | 943100-0010 943100-0020 |
| Zoning | MP - Manufacturing Park |
| Rentable Building Area | 28,900 SF |
| Land Area | 97,848 SF (2.25 AC) |
| Year Built | 1984/2000 |
| Loading Capacity | 10 Grade-Level |
| Clear Height | 14' |
| Parking | 84 Stalls (2.91/1,000 SF) |
| Construction | Concrete |



SUITE 14935
AVAILABLE UNIT
TOTAL: 3,624 SF

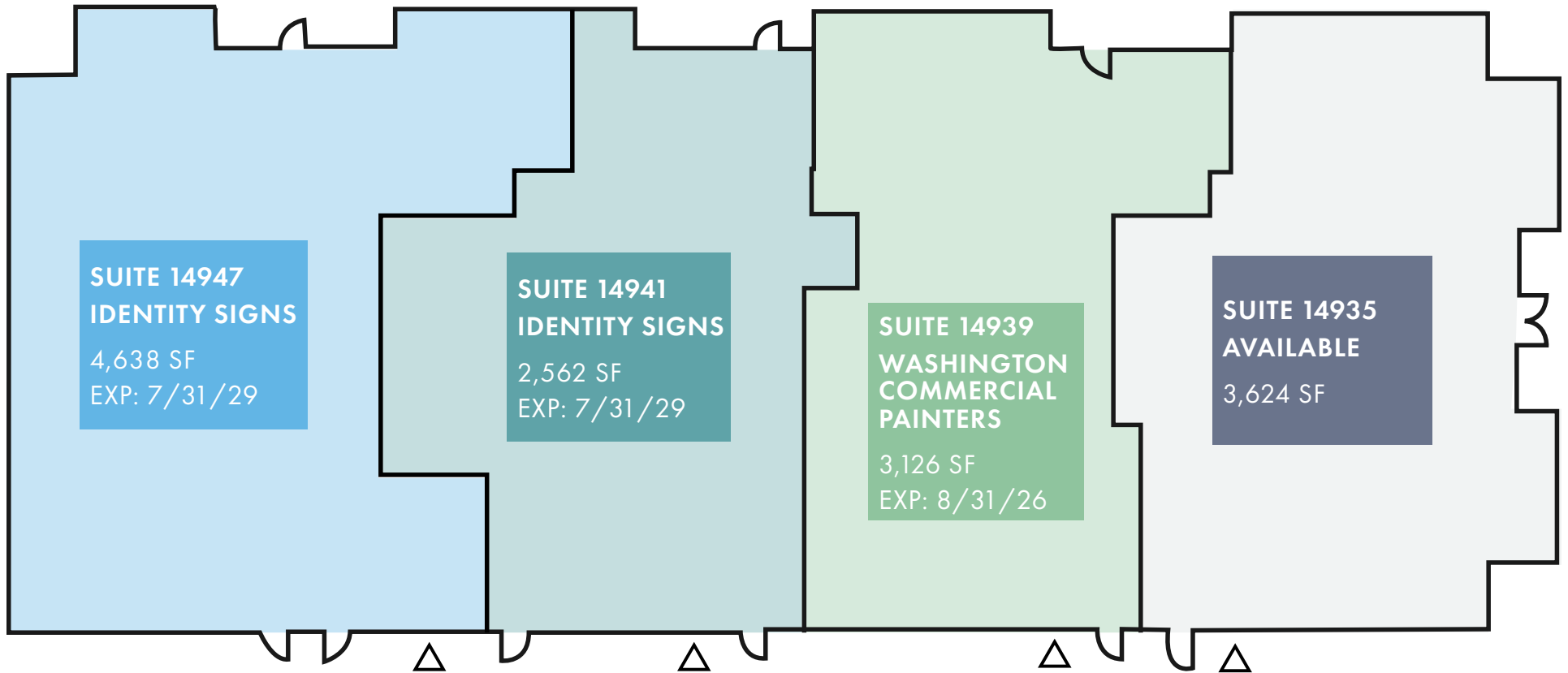


14963 Building



△ GRADE-LEVEL DOOR

14935 Building



△ GRADE-LEVEL DOOR

Tenant Overviews



IDENTITY SIGNS

As the anchor tenant of Willows NW Business Park, Identity Signs occupies nearly 25% of the total rentable area across two suites. They are a high-growth, national signage and branding firm specializing in large-scale illuminated, digital, and environmental graphics for thousands of organizations. Their long-term commitment to the park is evidenced by their recent renewal of Suite 14941, which includes a significant $\pm 8\%$ rent increase effective May 2026, demonstrating both the tenant's success and the property's proven mark-to-market momentum.

OCCUPIED SF: 7,200 SF

PERCENT OF RBA: $\pm 24.9\%$

LEASE EXP: 7/31/2029
(Suite 14941 & 14947)

YRS IN BUSINESS: 21 Years



SELLEN CONSTRUCTION

Sellen Construction is the largest locally owned general contractor in the Pacific Northwest and one of the most recognizable names in the regional construction industry. Founded in 1944, Sellen has spent more than 80 years building the region's most iconic projects for world-class clients in the tech, healthcare, and arts sectors. Their tenancy at Willows NW Business Park provides an institutional-grade credit profile to the rent roll, as they utilize the space as a strategic satellite hub to support their extensive project pipeline across the Eastside.

OCCUPIED SF: 1,885 SF

PERCENT OF RBA: $\pm 6.5\%$

LEASE EXP: 3/31/2028 (Suite 14955)

YRS IN BUSINESS: 82 Years

HEADQUARTERS: Seattle, WA

ESTIMATED REVENUE: \$400M⁺



BALLARD NATURAL GAS SERVICE

Ballard Natural Gas is a household name in the Puget Sound, providing essential HVAC and electrical services to the region for over 30 years. Since its founding in 1993, this locally owned and operated firm has established a reputation for excellence in heating, cooling, and environmentally friendly home solutions. Their presence at Willows NW reflects the property's role as a mission-critical service hub, allowing established trade businesses to remain centrally located near the affluent Eastside residential corridors they serve.

OCCUPIED SF: 2,720 SF

PERCENT OF RBA: $\pm 9.4\%$

LEASE EXP: 9/30/2027 (Suite 14953)

YRS IN BUSINESS: 33 Years

Microsoft Global Headquarters | Institutional Anchor

A \$5B INVESTMENT REDEFINING THE PUGET SOUND WORKSPACE



INVESTMENT IMPACT

The largest private construction project in the Pacific Northwest is reaching its final phase. Microsoft's 500-acre East Campus modernization is a massive capital investment that de-risks the surrounding submarket and sets a new global benchmark for Class A office assets.

SCALE

17 new state-of-the-art buildings adding 3 million square feet of modernized workspace.

PHASED COMPLETION

As of early 2026, 13 buildings are fully operational. Microsoft has paused the final five buildings (Sammamish Village) to digest current hybrid work trends—a strategic move that stabilizes immediate market supply.

MANDATORY ABSORPTION

Microsoft's 3-day-a-week return-to-office policy (effective Feb 2026) ensures consistent daytime population and high utilization of nearby retail and services.

Esterra Park | Urban Living, Reimagined

REDMOND'S PREMIER 28-ACRE MIXED-USE MASTER PLAN



INVESTMENT IMPACT

Where lifestyle meets location, Esterra Park has transformed the Overlake area into a vibrant, 24/7 walkable neighborhood. This “live-work-play” ecosystem creates a permanent, high-income tenant base and a “car-free” lifestyle through direct Light Rail access to Bellevue and Seattle. The integration of dual-branded hotels and modern office space ensures a constant flow of foot traffic and economic activity.

DIVERSE LIVING

Home to nearly 2,600 residential units across luxury apartments like Avalon and Verde, offering everything from studios to townhomes.

THE “GREEN” HEART

Anchored by a 2.67-acre signature public park, designed for outdoor concerts, markets, and year-round community activation.

TRANSIT-CENTRIC

Situated just steps from the Overlake Village Light Rail, providing a “car-free” lifestyle with direct access to Bellevue and Seattle.

MIXED-USE EXCELLENCE

A true 24/7 environment featuring 25,000 sq. ft. of retail, dual-branded hotels, and over 250,000 sq. ft. of modern office space.

Redmond Space District | Global Satellite Hub

THE REGION'S HIGHEST-GROWTH INDUSTRIAL & ADVANCED MANUFACTURING SECTOR



INVESTMENT IMPACT

The designated Redmond Space District represents a critical mass of high-value industry that creates a “gravity well” for the surrounding commercial ecosystem. With projections rising to 75% of global satellite production, the presence of giants like SpaceX and Amazon (Leo) has forced a high-density cluster of mission-critical partners. This concentration provides a massive tailwind for local industrial and flex spaces, as every core tech job fuels further regional economic growth.

GLOBAL MARKET SHARE

Redmond firms produce 50% of all satellites currently in orbit, with projections reaching 75% as Starlink and Amazon Leo (formerly Project Kuiper) scale production.

ECONOMIC POWERHOUSE

The district anchors a \$4.6 billion regional space economy, directly supporting over 13,000 high-tech jobs.

THE INDUSTRY “GRAVITY WELL”

The presence of giants like SpaceX (Starlink HQ) and Amazon Leo has created a high-density cluster of mission-critical partners and suppliers.

SUPPLY CHAIN MULTIPLIER

This concentration provides a massive tailwind for local businesses, with every core tech job generating an additional 1.26 jobs in the regional economy.

Transit-Oriented Growth: The Redmond Link Extension

DOWNTOWN REDMOND LINK EXTENSION



DOWNTOWN REDMOND STATION
2.2 MILES | 7 MIN FROM PROPERTY



NOW OPEN

CROSS LAKE CONNECTION

Successfully opened on May 10, 2025, this 3.4-mile expansion of Sound Transit’s 2 Line connects the Redmond Technology Station directly to the city’s core. This critical infrastructure provides a traffic-proof alternative to the SR-520 corridor, seamlessly integrating the Eastside’s premier tech hubs with major residential and retail centers.

NEW INFRASTRUCTURE & TERMINUS

The extension added two new high-capacity stations: Marymoor Village (serving the Marymoor Park area with a 1,400-stall garage) and Downtown Redmond, which serves as the line’s permanent eastern terminus.

THE CROSSLAKE CONNECTION

With the March 28, 2026, opening of the I-90 floating bridge segment, Redmond is now directly linked to the 1 Line.

DOWNTOWN REDMOND TO BELLEVUE: ±15 Minutes

DOWNTOWN REDMOND TO DOWNTOWN SEATTLE: ±40 Minutes

SERVICE FREQUENCY: Trains run every 8–10 minutes during peak hours.

PROJECTED INVESTMENT IMPACT

Built with a \$1.5 billion budget, the full 2 Line is projected to reach a daily ridership of 43,000 to 52,000 by late 2026. This mass transit access significantly “future-proofs” the asset, driving long-term property values and ensuring a consistent flow of workforce talent to the submarket.

DOWNTOWN REDMOND

MARYMOOR VILLAGE

BELLEVUE
±15 MINUTES

SEATTLE
±40 MINUTES

The Talent Advantage: A Hub for Advanced Engineering

MAJOR EDUCATORS & TALENT POOL

The Redmond industrial corridor benefits from a highly concentrated technical talent pool, supported by specialized institutions that prioritize hands-on manufacturing. This proximity ensures a reliable pipeline for aerospace, advanced assembly, and modern industrial operations.



LAKE WASHINGTON INSTITUTE OF TECHNOLOGY (LWTECH)

A primary driver for the local workforce, the Redmond campus provides professional-technical certificates and degrees specifically aligned with Eastside industrial needs.

ENGINEERING CORE

Machining, Welding, and Engineering Graphics.

LOGISTICS HUB

Home to one of the region's only BAS in Transportation, Logistics, and Supply Chain Management.

SPACE SECTOR PARTNERSHIP: LWTech & Amazon Leo (2026)

Providing a direct talent pipeline for Redmond's satellite manufacturing district.



UNIVERSITY OF WASHINGTON BOTHELL

Located in the immediate submarket, UW Bothell provides a consistent annual flow of over **350 Engineering and 1,100 Business graduates**, many of whom reside and work within the Redmond cluster.

THE REDMOND TALENT ADVANTAGE

HIGHLY EDUCATED

Over 75% of the Redmond population holds a bachelor's degree or higher—one of the highest concentrations of technical talent in the U.S.

AGILE UPSKILLING

Ongoing partnerships with state Worker Retraining programs allow the local labor force to pivot rapidly as industrial and space technologies evolve.

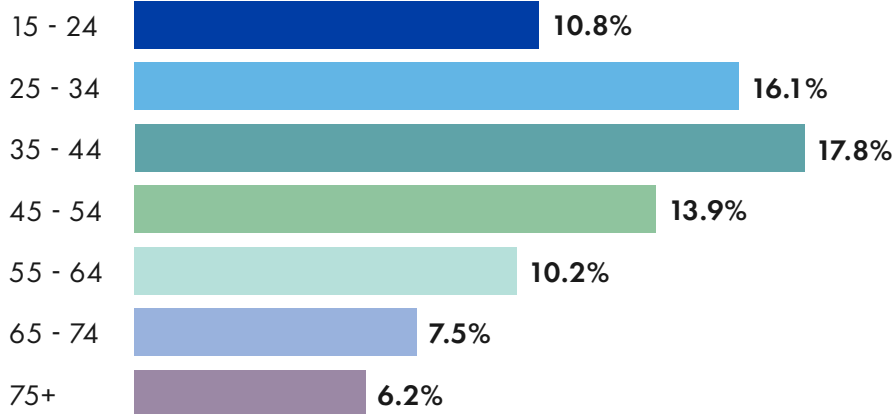
Local Demographics

IN A 5-MILE RADIUS

Population



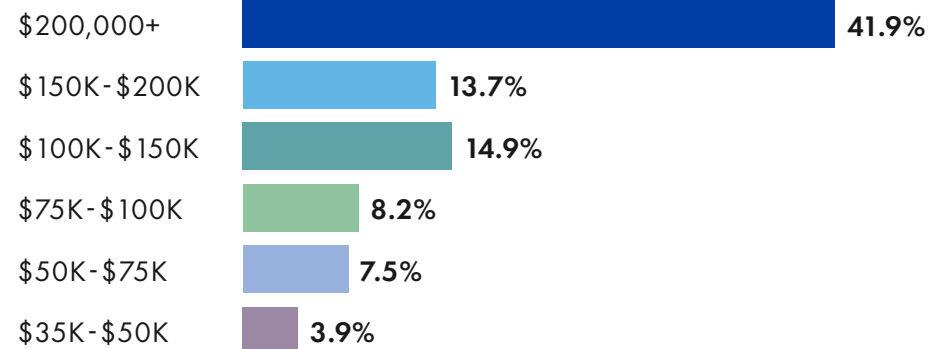
Age



Households



Income By Household



\$229,299

AVERAGE
HOUSEHOLD INCOME

\$167,128

MEDIAN
HOUSEHOLD INCOME





GenScript
Make Research Easy

DigiPen
INSTITUTE OF TECHNOLOGY SINGAPORE

Meta REALITY LABS

DigiPen
INSTITUTE OF TECHNOLOGY SINGAPORE

Meta REALITY LABS

Meta

WILLOWS RUN GOLF COMPLEX

Meta REALITY LABS

SWING LABS

TOCA
SOCCER CENTER REDMOND

Invisible Fence Brand

BLACK RAVEN

WETHERHOLT AND ASSOCIATES, INC.

ALEXANDER'S
HEATING & AIR CONDITIONING

WILLOWS NW BUSINESS PARK

LTC SOLUTIONS, INC.

AVRIO
Remarkable Surfaces



WILLOWS ROAD NE

arena
sports

RespShop





Northmarq

OFFERED EXCLUSIVELY BY

RJ VARA

Senior Vice President
206.584.6195
rvara@northmarq.com
License: WA 135292

JOHN MARKS

Associate Vice President
425.299.8048
jmarks@northmarq.com
License: WA 139009

DEBT & EQUITY

STUART OSWALD

Managing Director
425.974.1005
soswald@northmarq.com

JACK HINCHCLIFFE

Associate
206.743.6999
jhinchcliffe@northmarq.com
License: WA 24028466

JACK BELL

Associate Producer
425.974.1058
jbelle@northmarq.com

KEVIN ADATTO

License: WA 21038208

Northmarq

130 Nickerson St, Suite 200
Seattle, WA 98109

Commercial Real Estate

Debt + Equity | Investment Sales | Loan Servicing | Fund Management

northmarq.com

This Offering Memorandum has been prepared solely for informational purposes to assist prospective investors in evaluating a potential real estate investment opportunity. Northmarq makes no guarantees, representations, or warranties of any kind, expressed or implied, regarding the information including, but not limited to, warranties of content, completeness, accuracy, reliability, and fitness for any particular purpose. This document does not constitute an offer to sell or a solicitation of an offer to buy any securities, nor shall it be construed as investment, legal, or tax advice. Prospective investors are encouraged to conduct their own independent due diligence and consult with their financial, legal, and tax advisors before making any investment decisions. The projections, assumptions, and forward-looking statements included in this memorandum are for illustrative purposes only and are subject to significant uncertainties and risks. Actual results may differ materially from those expressed or implied. Past performance is not indicative of future results. By accepting this memorandum, the recipient agrees to keep its contents confidential and not to disclose or reproduce it, in whole or in part, without prior written consent. Neither the property owner nor any of its affiliates shall be liable for any loss or damage arising from reliance on the information contained herein. The use of any graphics or logos in this memorandum is for marketing purposes only, and does not in any way imply any ownership, use, or affiliation with the real estate that is the subject of this memorandum. ANY RELIANCE ON THE CONTENT OF THIS OFFERING MEMORANDUM IS SOLELY AT YOUR OWN RISK. © 2026. All rights reserved.