Stair Notes

1. Stair Calculations are based on a (11'-1 3/4") fin. flr. to fin, flr dimension and shall be field verified by the cont ractor, and adjusted accordingly.

2. (20) risers @ 6 11/16" from finished tread to finished tread (19 runs @ 11" (12" fin.)

3. use (3) 2x12 #2 d.f. for stringers

4. fire block concealed stringer spaces @ top & bottom and between wall studs along stair run.

5. stairways shall have at least one handrail. handrails shall be placed not less than 34"or more than 38" above the nosing of stair treads.

6. handrails may project into the req'd width a distance of 3 1/2" from each side of a stairway.

7. any enclosed usable space under stairways shall be 1 hr. fire resistive construction by means of 5/8" type-x s.r. walls & ceiling, taped and mudded.

8. maintain a min. of 6'-8" headroom clearance measured vertically from tread nosing to nearest soffit.

9. R303.7 Stairway Illumination. All interior and exterior stairways shall be provided with a means to illuminate the stairs, including the landings and treads An d shall recieve Power From the Primary Building Wiring .

Framing Note

For all beam sizes & locations refer to structural framing plans & engineering calcs. during framing construction.

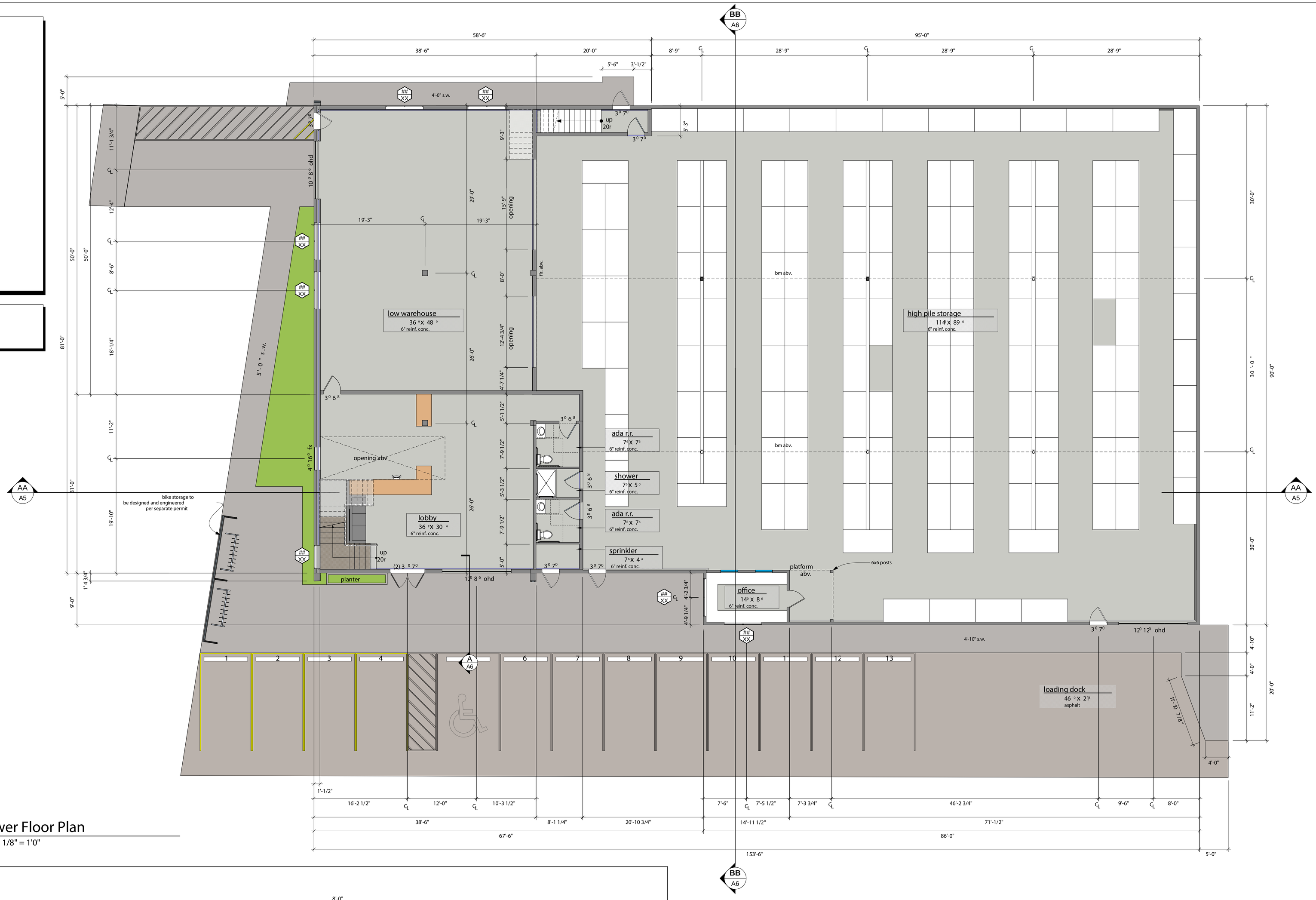

Lower Floor Plan

Scale: 1/8" = 1'0"

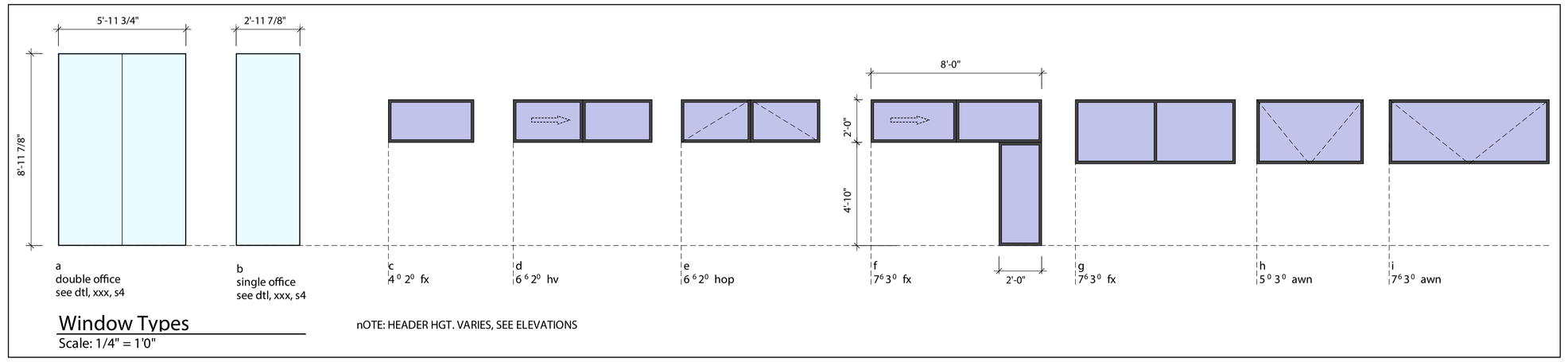

Window Types

Scale: 1/4" = 1'0"

nOTE: HEADER HGT. VARIES, SEE ELEVATIONS

SQUARE FOOTAGE:	
LOW STORAGE-	1927.7 sf
HIGH STORAGE-	9978.9 sf
LOBBY-	1191.9 sf
UPPER FLOOR-	3077.9 sf
tOTAL -	16176.4 sf

HAVEN DESIGN WORKSHOP
3410 ALDERGROVE ROAD
FERNDALE, WA 98248
(360) 527-2840
WWW.HAVEN-DW.COM

© COPYRIGHT 2014

Transition Bikes
Warehouse and Offices

LOWER FLOOR PLAN

REVISIONS | DATE | BY

PROJECT
14-004
DRAWN BY
S. Clayton
DATE
06.03.14
SCALE
As Noted
CHECKED
Sean Hegstad

A3

Stair Notes

1. Stair Calculations are based on a (11'-1 3/4") fin. flr. to fin, flr dimension and shall be field verified by the cont ractor, and adjusted accordingly.

2. (20) risers @ 6 11/16" from finished tread to finished tread (19 runs @ 11" (12" fin.)

3. use (3) 2x12 #2 d.f. for stringers

4. fire block concealed stringer spaces @ top & bottom and between wall studs along stair run.

5. stairways shall have at least one handrail. handrails shall be placed not less than 34"or more than 38" above the nosing of stair treads.

6. handrails may project into the req'd width a distance of 3 1/2" from each side of a stairway.

7. any enclosed usable space under stairways shall be 1 hr. fire resistive construction by means of 5/8" type-x s.r. walls & ceiling, taped and mudded.

8. maintain a min. of 6'-8" headroom clearance measured vertically from tread nosing to nearest soffit.

9. R303.7 Stairway Illumination. All interior and exterior stairways shall be provided with a means to illuminate the stairs, including the landings and treads An d shall recieve Power From the Primary Building Wiring .

Framing Note

For all beam sizes & locations refer to structural framing plans & engineering calcs. during framing construction.



Upper Floor Plan

Scale: 1/8" = 1'0"

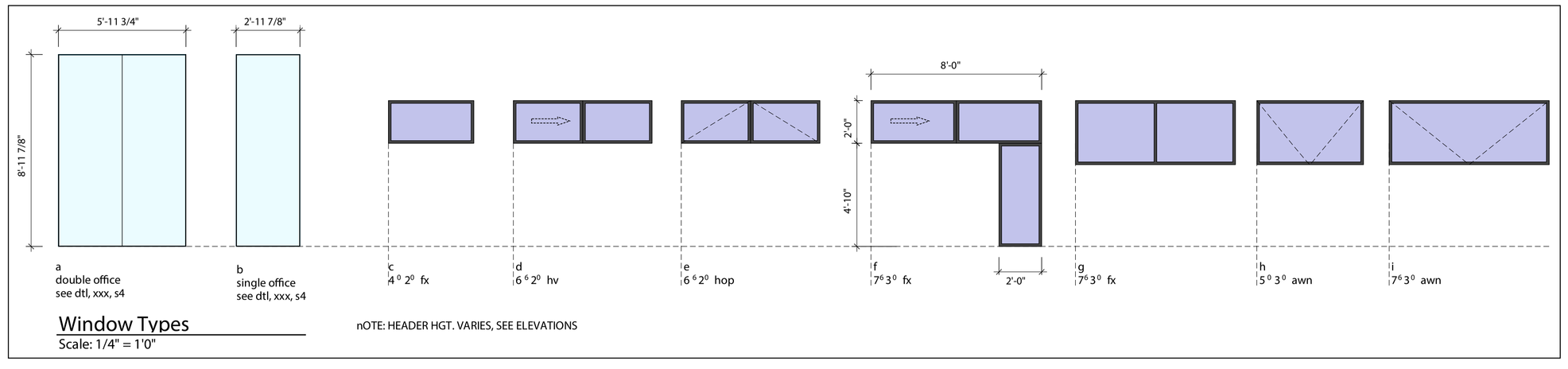

Window Types

Scale: 1/4" = 1'0"

nOTE: HEADER HGT. VARIES, SEE ELEVATIONS



SQUARE FOOTAGE:	
LOW STORAGE-	1927.7 sf
HIGH STORAGE-	9978.9 sf
LOBBY-	1191.9 sf
UPPER FLOOR-	3077.9 sf
tOTAL -	16176.4 sf

HAVEN DESIGN WORKSHOP
3410 ALDERGROVE ROAD
FERNDALE, WA 98248
(360) 527-2840
WWW.HAVEN-DW.COM

© COPYRIGHT 2014

Transition Bikes Warehouse and Offices

UPPER FLOOR PLAN

REVISIONS | DATE | BY

PROJECT
14-004
DRAWN BY
S. Clayton
DATE
06.03.14
SCALE
As Noted
CHECKED
Sean Hegstad

A4